



Name(s) of component(s): FUTUREAGE INFRASTRUCTURE INDIA LIMITED
Group code/Component identifier: IL & FS Transportation Network Limited.
Year-end: 31st March 2018
Currency: INR

To: Partner in charge of the Group Audit (Primary Team)

As requested in your instructions dated [date of the instructions], we have audited, for the purpose of your audit of the group financial statements of IL&FS Transportation Networks Limited (ITNL), the accompanying special purpose financial statement which comprise the Balance Sheet as at March 31,2018, the Statement of Profit and Loss (including Other Comprehensive Income), the Cash Flow Statement, the Statement of Changes in Equity for the year then ended, summary of the significant accounting policies and other explanatory information and Hyperion Package, which comprises of all the appendices and other deliverables as listed in the referral instructions (GRI) (referred to as the "Reporting Package") of [component name] (the component) (a [Subsidiary/Associate/Joint venture] of ITNL) as of March 31, 2018 and for the year then ended. This special purpose financial statement and Reporting Package has been prepared by the management of the component, in accordance with the Indian Accounting Standard ("Ind AS") notified under the Companies (Indian Accounting Standards) Rules, 2015 and other accounting principles generally accepted in India (as stated in the GRI issued by the management of ITNL).

Management's responsibility for the Special purpose financial statement and Reporting Package

Management is responsible for the preparation and presentation of the special purpose financial statement and Reporting Package in accordance with the Indian Accounting Standard ("Ind AS") notified under the Companies (Indian Accounting Standards) Rules, 2015, other accounting principles generally accepted in India, policies & instructions as mentioned in the GRI and the formats of special purpose financial statements and Reporting Package issued by the management of the company to the components, and for such internal control as management determines is necessary to enable the preparation of special purpose financial statement and Reporting Package that are free from material misstatement, whether due to fraud or error.

This responsibility also includes maintenance of adequate accounting records in accordance with the provisions of the Act for safeguarding the assets of the Company and for preventing and detecting frauds and other irregularities; application of appropriate accounting policies as mentioned in GRI; making judgments and estimates that are reasonable and prudent; and design, implementation and maintenance of adequate internal financial controls, that were operating effectively for ensuring the accuracy and completeness of the accounting records, relevant to the preparation and presentation of the financial statements and the Reporting Package that give a true and fair view and are free from material misstatement, whether due to fraud or error.

Auditor's responsibility

Our responsibility is to express an opinion on the special purpose financial statement and Reporting Package based on our audit. We conducted our audit in accordance with the instructions issued by ITNL management, Group Audit Instructions issued by SRBC & CO LLP (parent company auditors) and in accordance with the Standards on Auditing specified under section 143(10) of the Companies Act 2013. Those standards require that we comply with ethical requirements and plan and perform the audit to obtain reasonable assurance about whether the special purpose financial statement and Reporting Package are free of material misstatement. As requested by you, we planned and performed our audit using the component materiality specified in your instructions of [amount], which is different from the materiality level that we would have used, had we been designing the audit to express an opinion on the financial statements of the component alone.



An audit involves performing procedures to obtain audit evidence about the amount and disclosures in the special purpose financial statement and Reporting Package. The procedures selected depend on our judgment, including the assessment of the risks of material misstatement of the special purpose financial statement and Reporting Package, whether due to fraud or error. In making those risk assessments, we consider internal control relevant to the component's preparation and presentation of the special purpose financial statement and Reporting Package in order to design audit procedures that are appropriate in the circumstances. An audit also includes the evaluation of the appropriateness of accounting policies used and the reasonableness of accounting estimate made by management, as well as evaluating the overall presentation of the purpose financial statement and Reporting Package.

We believe that the audit evidence we have obtained is sufficient and appropriate to provide a basis for our opinion on Special purpose financial statements and Reporting Package. The conclusions reached in forming our opinion are based on the component materiality specified by you in the context of the audit of the group financial statements.

Opinion/ Qualified opinion (Refer Footnote 1 to 4)

In our opinion, the accompanying special purpose financial statement and Reporting Package of [name of component] as of March 31, 2018 and for the year then ended give the information required by the Act in the manner so required and give a true and fair view, in conformity with the accounting principles generally accepted in India including the Indian Accounting Standard prescribed under Section 133 of Companies Act read with the companies (Indian Accounting Standards) Rules, 2015 and the accounting policies as mentioned in the instructions, of the Balance Sheet as at March 31, 2018, the Statement of Profit and Loss (including Other Comprehensive Income), Cash Flow Statement and the Statement of Changes in Equity for the year then ended.

Emphasis of Matter(s)

Our opinion is not modified in respect of this / these matter(s).

Other Matter(s)

The Company has prepared a separate set of financial statements for the year ended March 31, 2018 in accordance with the Accounting Standards specified under Section 133 of the Act, read with Rule 7 of the Companies (Accounts) Rules, 2014; on which we have issued a separate Auditor's Report to the members of the Company dated 25th April, 2018.

Report on Other Legal and Regulatory Requirements

1. As required by section 143 (3) of the Act, we report that:
 - (a) We have sought and obtained all the information and explanations which to the best of our knowledge and belief were necessary for the purpose of our audit;
 - (b) In our opinion proper books of account as required by law have been kept by the Company so far as it appears from our examination of those books;
 - (c) The Balance Sheet as at March 31, 2018, Statement of Profit and Loss (including Other Comprehensive income), Cash Flow Statement, and the Statement of Changes in Equity dealt with by this Report are in agreement with the books of account;
 - (d) In our opinion, the aforesaid financial statements comply with the Accounting Standards specified under section 133 of the Act, read with the relevant rules issued there under, as applicable;
 - (e) In our opinion, the aforesaid reporting pack comply with the recognition and measurement principle of the Accounting Standards specified under section 133 of the Act, read with the relevant rules issued there under, as applicable;
 - (f) The going concern matter described in sub-paragraph under the Emphasis of Matters paragraph above, in our opinion, may have an adverse effect on the functioning of the Company.




- (g) On the basis of written representations received from the directors as on March 31, 2018, and taken on record by the Board of Directors, none of the directors is disqualified as on March 31, 2018, from being appointed as a director in terms of section 164 (2) of the Act.
- (h) With respect to the adequacy of the internal financial controls over financial reporting of the Company and the operating effectiveness of such controls, refer to our separate Report in "Annexure II". Our report expresses an unmodified opinion on the adequacy and operating effectiveness of the Company's internal financial controls over financial reporting [or] qualified / adverse opinion on the operating effectiveness of the Company's internal financial controls over financial reporting [or] qualified / adverse opinion on the adequacy and operating effectiveness of the Company's internal financial controls over financial reporting [or] disclaimer of opinion on the Company's internal financial controls over financial reporting
- (i) With respect to the other matters to be included in the Auditor's Report in accordance with Rule 11 of the Companies (Audit and Auditors) Rules, 2014, in our opinion and to the best of our information and according to the explanations given to us:
- i. The Company does not have any pending litigations which would impact its financial position;
 - ii. The Company has made provision, as required under the applicable law or accounting standards, for material foreseeable losses, if any, on long-term contracts including derivative contracts in its financial statements;
 - iii. There has been no delay in transferring amounts, required to be transferred, to the Investor Education and Protection Fund by the Company

Restriction on use and distribution

The special purpose financial statement and Reporting Package have been prepared for purposes of providing information to ITNL to enable it to prepare the group financial statements. As a result, the special purpose financial statement and Reporting Package are not a complete set of financial statements of Futureage Infrastructure India Limited in accordance with applicable financial reporting framework underlying the Company's accounting policies and are not intended to present fairly, in all material respects (or to give a true and fair view of) the financial position of Futureage Infrastructure India Limited as of March 31, 2018 and of its financial performance, and its cash flow for the year then ended in accordance with applicable financial reporting framework underlying the Company's accounting policies. The special purpose financial statement and Reporting package may, therefore, not be suitable for another purpose.

This report is intended solely for the information and use of S R B C & CO LLP in conjunction with the audit of the group financial statements of ITNL respectively and should not be used by [or distributed to], anyone for any other purpose. If you have any questions on this report, please contact [9000181104] or me.

For SSGRP & Associates
Chartered Accountants
FRN: 012571S


R Chengal Reddy
Partner
M.NO.221424



Date:
Place : Hyderabad

Footnotes:

Note 1: Material uncorrected misstatements

If the uncorrected misstatements identified as a result of the audit procedures performed in the context of the audit and included on the summary of identified misstatements are judged to be materially misstating the special purpose financial statement and Reporting Package for the purpose of their inclusion in the group financial statements, the matter(s) leading to the modification of the opinion are described in the paragraph "Basis for qualified opinion." Additionally, the component auditor includes a quantification of the possible effect(s) on the special purpose financial statement and Reporting Package.

The opinion paragraph is adjusted as follows: "Except for the effect on the special purpose financial statement and Reporting Package of the matter(s) referred to in the preceding paragraph, in our opinion, the special purpose financial statement and Reporting Package for Futureage Infrastructure India Limited as of 31st March 2018 and for the year then ended have been prepared, in all material respects, in accordance with [describe the source of the accounting instructions and policies]."

Note 2: Scope limitations

If there is a limitation on the scope of the component auditor's work that requires the expression of a modified opinion, the paragraph "Basis for qualified opinion" describes the nature of the scope limitation including the description of procedures the component auditor was unable to perform.

The opinion paragraph indicates the possible adjustments to the special purpose financial statement and Reporting Package that might have been determined to be necessary had the limitation not existed: "Except for the effects of such adjustments if any, as might have been determined to be necessary had we been able to satisfy ourselves as to (*scope limitation*), in our opinion, the special purpose financial statement and Reporting Package for name of component] as of [date] and for the year then ended have been prepared in all material respects, in accordance with [describe the source of the accounting instructions and policies]."

If there is a limitation on the scope of the component auditor's work that is so material and pervasive that the component auditor has not been able to obtain sufficient appropriate audit evidence and, accordingly, is unable to express an opinion to the Group Auditor on the special purpose financial statement and Reporting Package for the purpose of inclusion in the group financial statements, then the basis for disclaimer of opinion paragraph describe the nature of the scope limitation including a description of procedures the component auditor was unable to perform. Paragraph 2 is adjusted as follows: "As requested in your instructions dated [date of the instructions], we were requested to perform an audit for the purpose of your audit of the group financial statements (remainder of paragraph remains the same).

The opinion paragraph is adjusted as follows: "Because of the significance of the matters discussed in the preceding paragraph, we have not been able to obtain sufficient appropriate audit evidence to provide a basis for an audit opinion. Accordingly, we do not express an opinion on the specified forms."

Note 3: Matter for which the Group Auditor is responsible

If the component auditor identified matters that are the responsibility of the Group Auditor and that cannot be resolved at the component, and the component auditor did not encounter a scope limitation, the paragraph "Basis for qualified opinion" describes the nature of these matters.

The opinion paragraph is modified in a manner similar to the following: "Except for the effects of the matters described above that are your responsibility, in our opinion, the special purpose financial statement and Reporting Package for [name of component] as of [date] and for the year then ended have been prepared, in all material respects, in accordance with [describe the source of the accounting instructions and policies]."

If the component auditor identified matters that are the responsibility of the Group Auditor, and that cannot be resolved at the component resulting from a scope limitation, the paragraph "Basis for qualified opinion" describes the nature of these items and the wording of the opinion is modified appropriately following the guidance in *Note 2*.

Note 4: Additional forms not covered by the report but that were subjected to agreed-upon procedures

When additional forms were subjected to procedures specified by the Group Auditor but are not covered by the audit report to the Group Auditor, the following paragraph is inserted:

"In addition to the special purpose financial statement and Reporting Package referred to above, the reporting package contains the following: [identify the forms]. We have performed the procedures specified in your instructions dated [date of instructions] on those additional forms. Those procedures were performed solely to assist in your audit work. The sufficiency of those procedures is solely your responsibility, and we make no representation regarding their sufficiency for any purpose. Our findings are presented in the *Final summary memorandum*. Because these procedures do not constitute either an audit or a review, we do not express any opinion or any other conclusion on the additional forms. Had we performed additional procedures, other matters might have come to our attention that would have been reported to you."

Auditor Report Based On Internal Control Financial Reporting (ICFR)

ANNEXURE II TO THE INDEPENDENT AUDITOR'S REPORT

Report on the Internal Financial Controls under Clause (i) of Sub-section 3 of Section 143 of the Companies Act, 2013 ("the Act")

We have audited the internal financial controls over financial reporting of **Futureage Infrastructure India Limited** ("the Component") as of March 31, 2018 in conjunction with our audit of the financial statements of the Component for the year ended on that date.

Management's Responsibility for Internal Financial Controls

The Component's Management is responsible for establishing and maintaining internal financial controls based on [the internal control over financial reporting criteria established by the Component considering the essential components of internal control stated in the Guidance Note on Audit of Internal Financial Controls Over Financial Reporting issued by the Institute of Chartered Accountants of India]. These responsibilities include the design, implementation and maintenance of adequate internal financial controls that were operating effectively for ensuring the orderly and efficient conduct of its business, including adherence to the Component's policies, the safeguarding of its assets, the prevention and detection of frauds and errors, the accuracy and completeness of the accounting records, and the timely preparation of reliable financial information, as required under the Companies Act, 2013.

Auditor's Responsibility

Our responsibility is to express an opinion on the Component's internal financial controls over financial reporting based on our audit. We conducted our audit in accordance with the Guidance Note on Audit of Internal Financial Controls Over Financial Reporting (the "Guidance Note") and the Standards on Auditing as specified under section 143(10) of the Companies Act, 2013, to the extent applicable to an audit of internal financial controls and, both issued by the Institute of Chartered Accountants of India. Those Standards and the Guidance Note require that we comply with ethical requirements and plan and perform the audit to obtain reasonable assurance about whether adequate internal financial controls over financial reporting was established and maintained and if such controls operated effectively in all material respects.

Our audit involves performing procedures to obtain audit evidence about the adequacy of the internal financial controls system over financial reporting and their operating effectiveness. Our audit of internal financial controls over financial reporting included obtaining an understanding of internal financial controls over financial reporting, assessing the risk that a material weakness exists, and testing and evaluating the design and operating effectiveness of internal control based on the assessed risk. The procedures selected depend on the auditor's judgment, including the assessment of the risks of material misstatement of the financial statements, whether due to fraud or error.

We believe that the audit evidence we have obtained is sufficient and appropriate to provide a basis for our audit opinion on the internal financial controls system over financial reporting.



Meaning of Internal Financial Controls Over Financial Reporting

A Component's internal financial control over financial reporting is a process designed to provide reasonable assurance regarding the reliability of financial reporting and the preparation of financial statements for external purposes in accordance with generally accepted accounting principles. A Component's internal financial control over financial reporting includes those policies and procedures that (1) pertain to the maintenance of records that, in reasonable detail, accurately and fairly reflect the transactions and dispositions of the assets of the Component; (2) provide reasonable assurance that transactions are recorded as necessary to permit preparation of financial statements in accordance with generally accepted accounting principles, and that receipts and expenditures of the Component are being made only in accordance with authorizations of management and directors of the Component; and (3) provide reasonable assurance regarding prevention or timely detection of unauthorized acquisition, use, or disposition of the Component's assets that could have a material effect on the financial statements.


Inherent Limitations of Internal Financial Controls Over Financial Reporting

Because of the inherent limitations of internal financial controls over financial reporting, including the possibility of collusion or improper management override of controls, material misstatements due to error or fraud may occur and not be detected. Also, projections of any evaluation of the internal financial controls over financial reporting to future periods are subject to the risk that the internal financial control over financial reporting may become inadequate because of changes in conditions, or that the degree of compliance with the policies or procedures may deteriorate.

Opinion

In our opinion, the Component has, in all material respects, an adequate internal financial controls system over financial reporting and such internal financial controls over financial reporting were operating effectively as at March 31, 2018, [based on the internal control over financial reporting criteria established by the Component considering the essential components of internal control stated in the Guidance Note on Audit of Internal Financial Controls Over Financial Reporting issued by the Institute of Chartered Accountants of India].

For SSGRP & Associates
Chartered Accountants
FRN: 012571S


R Chengal Reddy
Partner
M.NO.221424



Date:

Place : Hyderabad

FUTUREAGE INFRASTRUCTURE INDIA LIMITED
BALANCE SHEET AS AT MARCH 31, 2018
(For Consolidation into the financial information of IL&FS Transportation Networks Limited)

Particulars	Notes	As at	
		March 31, 2018	March 31, 2017
ASSETS			
Non-current Assets			
(a) Property, plant and equipment	2	67	67
(b) Capital work-in-progress	2	-	-
(c) Investment property	3	-	-
(d) Intangible assets			
(i) Goodwill on consolidation	4	-	-
(ii) Service Concession Arrangements (SCA)	5	-	-
(iii) Intangible assets under development	5	-	-
(iv) Others	5	-	-
(e) Financial assets			
(i) Investments			
a) Investments in associates	6	-	-
b) Investments in joint ventures	7	-	-
c) Other investments	8	-	-
(ii) Trade receivables	9	-	-
(iii) Loans	10	-	-
(iv) Other financial assets	11	3,80,240	3,80,240
(f) Tax assets			
(i) Deferred Tax Asset (net)	21	-	-
(ii) Non Current Tax Asset (Net)	24	33,42,130	33,42,130
(g) Other non-current assets	14	53,45,713	53,45,713
Total Non-current Assets		90,68,151	90,68,151
Current Assets			
(a) Inventories	12	-	-
(b) Financial assets			
(i) Trade receivables	9	-	-
(ii) Cash and cash equivalents	13	2,14,727	44,325
(iii) Bank balances other than (ii) above	13	-	-
(iv) Loans	10	-	-
(v) Other financial assets	11	2,14,727	44,325
(c) Current tax assets (Net)	24	-	-
(d) Other current assets	14	-	-
Total Current Assets		2,14,727	44,325
Total Assets		92,82,877	91,12,476
EQUITY AND LIABILITIES			
Equity			
(a) Equity share capital	15	5,13,00,000	5,13,00,000
(b) Other Equity	16	(4,43,45,507)	(4,41,07,624)
Equity attributable to owners of the Company		69,54,493	71,92,376
Non-controlling Interests	17	-	-
Total Equity		69,54,493	71,92,376
LIABILITIES			
Non-current Liabilities			
(a) Financial Liabilities			
(i) Borrowings	18	-	-
(ii) Trade payables other than MSME	23	-	-
(iii) Other financial liabilities	19	-	-
(b) Provisions	20	-	-
(c) Deferred tax liabilities (Net)	21	-	-
(d) Other non-current liabilities	22	-	-
Total Non-current Liabilities		-	-
Current liabilities			
(a) Financial liabilities			
(i) Borrowings	18	5,00,000	-
(ii) Trade payables other than MSME	23	17,79,884	16,72,849
(iii) Other financial liabilities	19	22,79,884	16,72,849
(b) Provisions	20	30,000	2,47,250
(c) Current tax liabilities (Net)	24	-	-
(d) Other current liabilities	22	18,500	-
Total Current Liabilities		23,28,384	19,20,099
Total Liabilities		23,28,384	19,20,099
Total Equity and Liabilities		92,82,877	91,12,476

Note 1 to 45 forms part of the consolidated financial statements.

In terms of our report attached.
For SSGRP & ASSOCIATES
Chartered Accountants

R Chengal Reddy
Partner
Membership No.: 221424

Place: Mumbai
Date April 25, 2018



For and on behalf of the Board

Mr. S. Subramanian
Director
DIN: 06552677

Place: Mumbai
Date: April 25, 2018

Mr. Kazim R. Khan
Director
DIN: 05188955

FUTUREAGE INFRASTRUCTURE INDIA LIMITED
STATEMENT OF PROFIT AND LOSS FOR THE YEAR ENDED MARCH 31, 2018
(For Consolidation into the financial information of IL&FS Transportation Networks Limited)

	Particulars	Notes	Year ended March 31, 2018	Year ended March 31, 2017
I.	Revenue from Operations	25	-	-
II.	Other income	26	-	15,50,023
III.	Total Income (I+II)		-	15,50,023
IV.	Expenses			
	Cost of Material consumed	27	-	-
	Construction Costs	27	-	-
	Operating expenses	28	-	-
	Employee benefits expense	29	-	-
	Finance costs (net)	30	-	-
	Depreciation and amortisation expense	31	-	3,58,749
	Other expenses	32	2,37,883	1,67,30,571
	Total expenses (IV)		2,37,883	1,70,89,320
V	Profit before share of profit/(loss) of an associate and a joint venture and tax (III-IV)		(2,37,883)	(1,55,39,297)
VI	Less: Tax expense	33		
	(1) Current tax		-	-
	(2) Deferred tax		-	-
	Total Tax expenses		-	-
VII	Profit/(loss) after tax (V-VI)		(2,37,883)	(1,55,39,297)
VIII	Add: Share of profit of associates (net)			
IX	Add: Share of profit of joint ventures (net)			
X	Profit for the year (VII+VIII+IX)		(2,37,883)	(1,55,39,297)
XI	Other Comprehensive Income			
	<u>A (i) Items that will not be reclassified to profit or loss</u>			
	(a) Actuarial loss of the defined benefit plans			
	(c) Equity instruments through other comprehensive income			
	(d) Others (specify nature)			
	(b) Share of other comprehensive income in associates and joint ventures, to the extent not to be reclassified to profit or loss			
	A (ii) Income tax relating to items that will not be reclassified to profit or loss			
	<u>B (i) Items that may be reclassified to profit or loss</u>			
	(a) Exchange differences in translating the financial statements of foreign			
	(b) Effective portion of gains and losses on designated portion of hedging instruments in a cash flow hedge			
	(c) Others			
	(d) Share of other comprehensive income in associates and joint ventures, to the extent that may be reclassified to profit or loss			
	B (ii) Income tax relating to items that may be reclassified to profit or loss			
	Total other comprehensive (loss) / income (A (i-ii)+B(i-ii))		-	-
XII	Total comprehensive (loss) / income for the year (X+XI)		(2,37,883)	(1,55,39,297)
	Profit for the year attributable to:			
	- Owners of the Company		(2,37,883)	(1,55,39,297)
	- Non-controlling interests		(2,37,883)	(1,55,39,297)
	Other comprehensive income for the year attributable to:			
	- Owners of the Company		-	-
	- Non-controlling interests		-	-
	Total comprehensive income for the year attributable to:			
	- Owners of the Company		(2,37,883)	(1,55,39,297)
	- Non-controlling interests		(2,37,883)	(1,55,39,297)
XIII	Earnings per equity share (face value ` 10 per share):	34		
	(1) Basic (in Rs.)		(0.05)	(3.03)
	(2) Diluted (in Rs.)		(0.05)	(3.03)

Note 1 to 45 forms part of the consolidated financial statements.

In terms of our report attached
For SSGRP & ASSOCIATES
Chartered Accountants

R Chengal Reddy
Partner
Membership No.: 221424

Place Mumbai
Date April 25, 2018



For and on behalf of the Board

Mr. S. Subramanian
Director
DIN: 06552677

Place: Mumbai
Date April 25, 2018

Mr. Kazim R. Khan
Director
DIN: 05188955

FUTUREAGE INFRASTRUCTURE INDIA LIMITED
CASH FLOW STATEMENT FOR THE YEAR ENDED MARCH 31, 2018
(For Consolidation Into the financial information of IL&FS Transportation Networks Limited)

Particulars	Year ended March 31, 2018	Year ended March 31, 2017
Cash flows from operating activities		
Profit for the year	(2,37,883)	(1,55,39,297)
Adjustments for:		
Income tax expense recognised in profit or loss		
Share of profit of associates (net)		
Share of profit of joint ventures (net)		
Finance costs recognised in profit or loss		
Interest income recognised in profit or loss		
Profit on sale of investments (net of goodwill)		
Dividend Income on non-current investments		
(Loss) / Gain on disposal of property, plant and equipment		
Provision for employee benefits (net)		
Provision for overlay (net)		
Provision for replacement cost (net)		
Provision for doubtful debts and receivables		
Expected credit losses on trade receivables (net)		
Expected credit losses on debt instruments (net)		
Expected credit losses on other financial assets (net)		
Depreciation and amortisation expenses	-	3,58,749
Excess provision written back		
Exchange (gain) / loss		
	(2,37,883)	(1,51,80,548)
Movements In working capital:		
Decrease in trade receivables (current and non current)		
Decrease in inventories		
(Increase)/decrease in other financial assets & other assets (current and non current)		
Increase/ (Decrease) in financial liabilities & other liabilities (current and non current)	(91,715)	(12,84,623)
	(91,715)	(12,84,623)
Cash generated from operations	(3,29,598)	(1,64,65,171)
Income taxes paid (net of refunds)		
Net cash generated by operating activities (A)	(3,29,598)	(1,64,65,171)
Cash flows from investing activities		
Payments for property, plant and equipment, intangible assets		
Proceeds from disposal of property, plant and equipment, intangible assets		
Increase in receivable under service concession arrangements (net)		
Interest received		
Purchase of investments in joint venture		
Proceeds from redemption of debentures		
Proceed from sale of investment in subsidiary and associate		
Proceeds on disposal of partial interest in a subsidiary that does not involve loss of control	-	1,64,43,050
Investment in Mutual funds		
Redemption of Mutual funds		
Long term loans repaid / (given) (net)		
Short term loans repaid / (given) (net)		
Inter-corporate deposits (placed) / matured (net)		
Dividend received from associates & joint ventures		
Dividend received from others		
Net cash used in investing activities (B)	-	1,64,43,050.00
Cash flows from financing activities		
Proceeds from issue of Rights Equity Shares (including securities premium)		
Rights issue / preference share issue expenses adjusted in securities premium	5,00,000	
Proceeds from borrowings		
Repayment of borrowings		
Finance costs paid		
Equity dividend paid		
Tax on equity dividend paid		
Proceeds from minority interest		
Preference dividend paid		
Tax on Preference dividend paid		
Balances held as margin money or as security against borrowings		
Net cash generated in financing activities (C)	5,00,000	-
Net increase/ (decrease) in cash and cash equivalents (A+B+C)	1,70,402	(22,121)
Cash and cash equivalents at the beginning of the year	44,325	66,446
Impact of acquisition / disposal of subsidiary		
Effects of exchange rate changes on the balance of cash and cash equivalents held in foreign currencies		
Cash and cash equivalents at the end of the year	2,14,727	44,325

FUTUREAGE INFRASTRUCTURE INDIA LIMITED
 CASH FLOW STATEMENT FOR THE YEAR ENDED MARCH 31, 2018
 (For Consolidation Into the financial information of IL&FS Transportation Networks Limited)

Particulars	Year ended March 31, 2018	Year ended March 31, 2017
Components of Cash and Cash Equivalents		
Cash on hand	101	101
Balances with Banks in current accounts	2,14,626	44,224
Balances with Banks in deposit accounts	-	-
Cash and Cash Equivalents	2,14,727	44,325
Less – Secured Demand loans from banks (Cash credit)(shown under current borrowings in note 18)		
Less – Bank overdraft (note 18)		
Cash and cash equivalents for statement of cash flows	2,14,727	44,325

Note 1 to 45 forms part of the consolidated financial statements.

In terms of our report attached.
 For SSGRP & ASSOCIATES
 Chartered Accountants



R Chengal Reddy
 Partner
 Membership No.: 221424

Place: Mumbai
 Date April 25, 2018



For and on behalf of the Board




Mr. S. Subramanian
 Director
 DIN: 06552677

Mr. Kazim R. Khan
 Director
 DIN: 05188955

Place: Mumbai
 Date April 25, 2018

FUTUREAGE INFRASTRUCTURE INDIA LIMITED

Statement of changes in equity

(For Consolidation into the financial information of IL&FS Transportation Networks Limited)

	For the Year ended March 31, 2018	For the Year ended March 31, 2017
a. Equity share capital	5,13,00,000	5,13,00,000
Balance as at the beginning of the year	5,13,00,000	5,13,00,000
Changes in equity share capital during the year	-	-
Balance as at end of the year	5,13,00,000	5,13,00,000

	Reserves and surplus										Items of other comprehensive income					
	Capital reserve	Securities premium reserve	General reserve	Capital reserve on consolidation	Debt redemption reserve	Foreign currency monetary items translation difference account	Retained earnings	Total	Effective portion of cash flow hedge	Foreign currency translation reserve	Defined benefit plan adjustment	Others	Total	Attributable to owners of the parent	Non-controlling interests	Total
b. Other equity																
Balance as at April 1, 2016							(2,85,67,470)	(2,85,67,470)						(2,85,67,470)		(2,85,67,470)
Profit for the year							(1,55,39,287)	(1,55,39,287)						(1,55,39,287)		(1,55,39,287)
Other comprehensive income for the year, net of income tax							-	-						-		-
Total comprehensive income for the year							(4,41,06,767)	(4,41,06,767)						(4,41,06,767)		(4,41,06,767)
Payment of final dividends (including dividend tax)																
Adjustment during the year from issue of equity shares on a rights basis																
Transfer from retained earnings																
Adjustment during the year																
Additional non-controlling interests arising on acquisition																
Disposal of partial interest in subsidiary																
Premium utilised towards preference shares issue expenses and rights issue expenses																
Other adjustments							(857)	(857)						(857)		(857)
Balance As at March 31, 2017							(4,41,07,624)	(4,41,07,624)						(4,41,07,624)		(4,41,07,624)

FUTUREAGE INFRASTRUCTURE INDIA LIMITED
Statement of changes in equity
(For Consolidation into the financial information of IL&FS Transportation Networks Limited)

	Reserves and surplus										Items of other comprehensive income					
	Capital reserve	Securities premium reserve	General reserve	Capital reserve on consolidation	Debt redemption reserve	Foreign currency monetary items difference account	Retained earnings	Total	Effective portion of cash flow hedge	Foreign currency translation reserve	Defined benefit plan adjustment	Others	Total	Attributable to owners of the parent	Non-controlling interests	Total
Balance as at April 1, 2017							(4,41,07,624)	(4,41,07,624)						(4,41,07,624)		(4,41,07,624)
Profit for the year							(2,37,883)	(2,37,883)						(2,37,883)		(2,37,883)
Other comprehensive income for the year, net of income tax							-	-						-		-
Total comprehensive income for the year							(4,43,45,507)	(4,43,45,507)						(4,43,45,507)		(4,43,45,507)
Payment of final dividends (including dividend tax)																
Transfer to retained earnings																
Adjustment during the year for cessation of a subsidiary																
Reversed during the year																
Additional non-controlling interests arising on acquisition of / additional investment in a subsidiary (net)																
Disposal of capital interest in subsidiary																
Premium utilised towards discount on issue of Non-convertible Debentures																
Other adjustments																
Balance as at March 31, 2018							(4,43,45,507)	(4,43,45,507)						(4,43,45,507)		(4,43,45,507)

Note 1 to 45 forms part of the consolidated financial statements.

In terms of our report attached
For SSGRP & ASSOCIATES
Chartered Accountants



R Cheral Reddy
Partner
Membership No.: 221424

Place: Mumbai
Date: April, 2018



For and on behalf of the Board



Mr. Kazim R. Khan
Director
DIN: 06552677

Place: Mumbai
Date: April, 2018

FUTUREAGE INFRASTRUCTURE INDIA LIMITED
Notes forming part of the Financial Statements for the year ended March 31, 2018
(For Consolidation into the financial information of IL&FS Transportation Networks Limited)

Note No-1 General Information & Significant Accounting Policies

1. General information

The Company has been set up to design, develop, build, and maintain Parking Complex wagon and vehicle shelters based on automated parking system in India and Abroad on Build, Operate and Transfer Basis.

2. Significant accounting policies

2.1 Statement of compliance

The financial statements have been prepared in accordance with Indian Accounting Standards ("Ind AS") notified under the Companies (Indian Accounting Standards) Rules, 2015.

Upto the year ended March 31, 2016, the Company prepared its financial statements in accordance with accounting standards notified under the section 133 of the Companies Act 2013, read together with paragraph 7 of the Companies (Accounts) Rules, 2014 (Indian GAAP). These are Company's first Ind AS financial statements. The date of transition to Ind AS is April 1, 2015.

2.2 Basis of preparation and presentation

The financial statements have been prepared on a historical cost basis, except for the following asset and liabilities which have been measured at fair value:

- Derivative financial instruments,
- Certain financial assets and liabilities measured at fair value (refer accounting policy regarding financial instruments),

Historical cost is generally based on the fair value of the consideration given in exchange for goods and services. Fair value is the price that would be received to sell an asset or paid to transfer a liability in an orderly transaction between market participants at the measurement date, regardless of whether that price is directly observable or estimated using another valuation technique. In estimating the fair value of an asset or a liability, the Company takes into account the characteristics of the asset or liability if market participants would take those characteristics into account when pricing the asset or liability at the measurement date. Fair value for measurement and/or disclosure purposes in these [consolidated] financial statements is determined on this basis.

The principal accounting policies are set out below.

2.3 Fair value measurement

The Company measures financial instruments, such as, derivatives at fair value at each balance sheet date.

Fair value is the price that would be received to sell an asset or paid to transfer a liability in an orderly transaction between market participants at the measurement date. The fair value measurement is based on the presumption that the transaction to sell the asset or transfer the liability takes place either:

- In the principal market for the asset or liability, or
- In the absence of a principal market, in the most advantageous market for the asset or liability

FUTUREAGE INFRASTRUCTURE INDIA LIMITED
Notes forming part of the Financial Statements for the year ended March 31, 2018
(For Consolidation into the financial information of IL&FS Transportation Networks Limited)

The principal or the most advantageous market must be accessible by the Company.

The fair value of an asset or a liability is measured using the assumptions that market participants would use when pricing the asset or liability, assuming that market participants act in their economic best interest.

A fair value measurement of a non-financial asset takes into account a market participant's ability to generate economic benefits by using the asset in its highest and best use or by selling it to another market participant that would use the asset in its highest and best use.

The Company uses valuation techniques that are appropriate in the circumstances and for which sufficient data are available to measure fair value, maximising the use of relevant observable inputs and minimising the use of unobservable inputs.

All assets and liabilities for which fair value is measured or disclosed in the financial statements are categorised within the fair value hierarchy, described as follows, based on the lowest level input that is significant to the fair value measurement as a whole:

- Level 1 — Quoted (unadjusted) market prices in active markets for identical assets or liabilities
- Level 2 — Valuation techniques for which the lowest level input that is significant to the fair value measurement is directly or indirectly observable
- Level 3 — Valuation techniques for which the lowest level input that is significant to the fair value measurement is unobservable

For assets and liabilities that are recognised in the financial statements on a recurring basis, the Company determines whether transfers have occurred between levels in the hierarchy by re-assessing categorisation (based on the lowest level input that is significant to the fair value measurement as a whole) at the end of each reporting period.

External values are involved for valuation of significant assets, such as properties and significant liabilities, such as contingent consideration.

For the purpose of fair value disclosures, the Company has determined classes of assets and liabilities on the basis of the nature, characteristics and risks of the asset or liability and the level of the fair value hierarchy as explained above.

This note summarises accounting policy for fair value. Other fair value related disclosures are given in the relevant notes.

Note No-3

3.1 Accounting for rights under service concession arrangements and revenue recognition

i. Recognition and measurement

The Company builds, operates and maintains infrastructure assets under public-to-private Service Concession Arrangements (SCAs), which is an arrangement between the "grantor" (a public sector entity/authority) and the "operator" (a private sector entity) to provide services that give the public access to major economic and social facilities utilizing private-sector funds and expertise. The infrastructures accounted for by the Company as concessions are mainly related to the activities concerning roads.

Concession contracts are public-private agreements for periods specified in the SCAs including the construction, upgradation, restoration of infrastructure and future services associated with the operation and maintenance of assets in the concession period. Revenue recognition, as well as, the

FUTUREAGE INFRASTRUCTURE INDIA LIMITED

Notes forming part of the Financial Statements for the year ended March 31, 2018
(For Consolidation into the financial information of IL&FS Transportation Networks Limited)

main characteristics of these contracts are detailed in Note 3.1.iii.

With respect to service concession arrangements, revenue and costs are allocated between those relating to construction services and those relating to operation & maintenance services, and are accounted for separately. Consideration received or receivable is allocated by reference to the relative fair value of services delivered when the amounts are separately identifiable. The infrastructure used in a concession are classified as an intangible asset or a financial asset, depending on the nature of the payment entitlements established in the concession agreement.

When the amount of the arrangement consideration for the provision of public services is substantially fixed by a contract, the Company recognizes revenues from construction services for public facilities (infrastructures) by the percentage-of-completion method, and recognizes the consideration as a financial asset and the same is classified as "Receivables against Service Concession Arrangements". The Company accounts for such financial assets at amortized cost, calculates interest income based on the effective interest method and recognizes it in revenue as Finance Income.

ii. Contractual obligation to restore the infrastructure to a specified level of serviceability

The Company has contractual obligations to maintain the infrastructure to a specified level of serviceability or restore the infrastructure to a specified condition during the concession period and/or at the time of hand over to the grantor of the SCA. Such obligations are measured at the best estimate of the expenditure that would be required to settle the obligation at the balance sheet date. In case of concession arrangements under financial asset model, such costs are recognized in the period in which such costs are actually incurred.

iii. Revenue recognition

Once the infrastructure is in operation, the treatment of income is as follows:

Finance income for concession arrangements under financial asset model is recognized using the effective interest method. Revenues from operations and maintenance services and overlay services are recognized in each period as and when services are rendered in accordance with Ind AS 18 Revenue.

iv. Revenue from construction contracts

The Company recognizes and measures revenue, costs and margin for providing construction services during the period of construction of the infrastructure in accordance with Ind AS 11 'Construction Contracts'.

When the outcome of a construction contract can be estimated reliably and it is probable that it will be profitable, contract revenue and contract costs associated with the construction contract are recognised as revenue and expenses respectively by reference to the percentage of completion of the contract activity at the reporting date. The percentage of completion of a contract is determined considering the proportion that contract costs incurred for work performed upto the reporting date bear to the estimated total contract costs.

For the purposes of recognizing revenue, contract revenue comprises the initial amount of revenue agreed in the contract, the variations in contract work, claims and incentive payments to the extent that it is probable that they will result in revenue and they are capable of being reliably measured.

The percentage of completion method is applied on a cumulative basis in each accounting period to the current estimates of contract revenue and contract costs. The effect of a change in the estimate of contract revenue or contract costs, or the effect of a change in the estimate of the outcome of a

FUTUREAGE INFRASTRUCTURE INDIA LIMITED
Notes forming part of the Financial Statements for the year ended March 31, 2018
(For Consolidation into the financial information of IL&FS Transportation Networks Limited)

contract, is accounted for as a change in accounting estimate and the effect of which are recognized in the Statement of Profit and Loss in the period in which the change is made and in subsequent periods.

When the outcome of a construction contract cannot be estimated reliably, revenue is recognized only to the extent of contract costs incurred of which recovery is probable and the related contract costs are recognized as an expense in the period in which they are incurred.

When it is probable that total contract costs will exceed total contract revenue, the expected loss is recognized as an expense in the Statement of Profit and Loss in the period in which such probability occurs.

v. Borrowing cost related to SCAs

In case of concession arrangement under financial asset model, borrowing costs attributable to construction of the infrastructure are charged to Statement of Profit and Loss in the period in which such costs are incurred.

In case of concession arrangement under intangible asset model, borrowing costs attributable to the construction of infrastructure assets are capitalised up to the date of the final completion certificate of the asset / facility received from the authority for its intended use specified in the Concession Agreement. All borrowing costs subsequent to the capitalization of the intangible assets are charged to the Statement of Profit and Loss in the period in which such costs are incurred.

vi. Claims

Claims raised with the concession granting authority towards reimbursement for costs incurred due to delay in handing over of unencumbered land to the Company for construction or other delays attributable solely to the concession granting authority are recognised when there are a reasonable certainty that there will be inflow of economic benefits to the Company. The claims when recognized as such are reduced from the carrying amount of the intangible asset / financial asset under the service concession arrangement, as the case may be, to the extent the claims relate to costs earlier included as a part of the carrying amount of these assets. Further, these claims are credited to profit or loss to the extent they relate to costs earlier debited to profit or loss. The claims are presented separately as a financial asset

3.2 Borrowing costs

Borrowing costs are recognised in the period to which they relate, regardless of how the funds have been utilised, except where it relates to the financing of construction or development of assets requiring a substantial period of time to prepare for their intended future use. Interest is capitalised up to the date when the asset is ready for its intended use. The amount of interest capitalised (gross of tax) for the period is determined by applying the interest rate applicable to appropriate borrowings outstanding during the period to the average amount of accumulated expenditure for the assets during the period. Borrowing costs consist of interest and other costs that an entity incurs in connection with the borrowing of funds

Investment income earned on the temporary investment of specific borrowings pending their expenditure on qualifying assets is deducted from the borrowing costs eligible for capitalization.

All other borrowing costs are recognised in profit or loss in the period in which they are incurred.

FUTUREAGE INFRASTRUCTURE INDIA LIMITED
Notes forming part of the Financial Statements for the year ended March 31, 2018
(For Consolidation into the financial information of IL&FS Transportation Networks Limited)

3.3 Taxation

Current tax

Current income tax assets and liabilities are measured at the amount expected to be recovered from or paid to the taxation authorities. Taxable profit differs from 'profit before tax' as reported in the statement of profit and loss because of items of income or expense that are taxable or deductible in other years and items that are never taxable or deductible. The Company's current tax is calculated using tax rates that have been enacted or substantively enacted by the end of the reporting period.

The provision for tax is taken for each consolidating entity on the basis of the standalone financial statements prepared under Ind AS by that entity and aggregated for the purpose of the consolidated financial statements.

Current income tax relating to items recognised outside profit or loss is recognised outside profit or loss (either in other comprehensive income or in equity). Current tax items are recognised in correlation to the underlying transaction either in OCI or directly in equity. Management periodically evaluates positions taken in the tax return with respect to situations in which applicable tax regulations are subject to interpretation and establishes provisions where appropriate.

Deferred tax

Deferred tax is recognized on temporary differences between the carrying amounts of assets and liabilities in the financial statements and the corresponding tax bases used in the computation of taxable profit. Deferred tax liabilities are generally recognized for all taxable temporary differences. Deferred tax assets (including unused tax credits such as MAT credit and unused tax losses such as carried forward business loss and unabsorbed depreciation) are generally recognized for all deductible temporary differences to the extent that it is probable that taxable profits will be available against which those deductible temporary differences can be utilized. Such deferred tax assets and liabilities are not recognized if the temporary difference arises from the initial recognition (other than in a business combination) of assets and liabilities in a transaction that affects neither the taxable profit nor the accounting profit. In addition, deferred tax liabilities are not recognized if the temporary difference arises from the initial recognition of goodwill.

Deferred tax liabilities are recognized for taxable temporary differences associated with investments in subsidiaries and associates, and interests in joint ventures, except where the Company is able to control the reversal of the temporary difference and it is probable that the temporary difference will not reverse in the foreseeable future. Deferred tax assets arising from deductible temporary differences associated with such investments and interests are only recognized to the extent that it is probable that there will be sufficient taxable profits against which to utilize the benefits of the temporary differences and they are expected to reverse in the foreseeable future.

The carrying amount of deferred tax assets is reviewed at the end of each reporting period and reduced to the extent that it is no longer probable that sufficient taxable profits will be available to allow all or part of the asset to be recovered.

Deferred tax liabilities and assets are measured at the tax rates that are expected to apply in the period in which the liability is settled or the asset realized, based on tax rates (and tax laws) that have been enacted or substantively enacted by the end of the reporting period.

Deferred tax relating to items recognised outside profit or loss is recognised outside profit or loss (either in other comprehensive income or in equity). Deferred tax items are recognised in correlation to the underlying transaction either in OCI or directly in equity.

FUTUREAGE INFRASTRUCTURE INDIA LIMITED
Notes forming part of the Financial Statements for the year ended March 31, 2018
(For Consolidation into the financial information of IL&FS Transportation Networks Limited)

The measurement of deferred tax liabilities and assets reflects the tax consequences that would follow from the manner in which the Company expects, at the end of the reporting period, to recover or settle the carrying amount of to recover or settle the carrying amount of its assets and liabilities.

3.4 Property, plant and equipment

Property, plant and equipment acquired by the Company are reported at acquisition cost, with deductions for accumulated depreciation and impairment losses, if any.

The acquisition cost includes the purchase price (excluding refundable taxes) and expenses, such as delivery and handling costs, installation, legal services and consultancy services, directly attributable to bringing the asset to the site and in working condition for its intended use.

Where the construction or development of any asset requiring a substantial period of time to set up for its intended use is funded by borrowings, the corresponding borrowing costs are capitalized up to the date when the asset is ready for its intended use.

All assets are depreciated on a Straight Line Method (SLM) of Depreciation, over the useful life of assets as prescribed under Schedule II of the Companies Act, 2013.

The estimated useful lives, residual values and depreciation method are reviewed at the end of each reporting period, with the effect of any changes in estimate accounted for on a prospective basis.

Assets held under finance leases are depreciated over their expected useful lives on the same basis as owned assets. However, when there is no reasonable certainty that ownership will be obtained by the end of the lease term, assets are depreciated over the shorter of the lease term and their useful lives.

An item of property, plant and equipment is derecognised upon disposal or when no future economic benefits are expected to arise from the continued use of the asset. Any gain or loss arising on the disposal or retirement of an item of property, plant and equipment is determined as the difference between the sales proceeds and the carrying of the asset and is recognised in profit or loss.

3.5 Impairment of tangible assets

At the end of each reporting period, the Company reviews the carrying amounts of its tangible assets to determine whether there is any indication that those assets have suffered an impairment loss. If any such indication exists, the recoverable amount of the asset is estimated in order to determine the extent of the impairment loss (if any). When it is not possible to estimate the recoverable amount of an individual asset, the Company estimates the recoverable amount of the cash-generating unit to which the asset belongs. When a reasonable and consistent basis of allocation can be identified, corporate assets are also allocated to individual cash-generating units, or otherwise they are allocated to the smallest Company of cash-generating units for which a reasonable and consistent allocation basis can be identified.

In assessing value in use, the estimated future cash flows are discounted to their present value using appropriate discount rate.

Recoverable amount is the higher of fair value less costs of disposal and value in use.

If the recoverable amount of an asset is estimated to be less than its carrying amount, the carrying amount of the asset is reduced to its recoverable amount. An impairment loss is recognised immediately in profit or loss.

FUTUREAGE INFRASTRUCTURE INDIA LIMITED

**Notes forming part of the Financial Statements for the year ended March 31, 2018
(For Consolidation into the financial information of IL&FS Transportation Networks Limited)**

A previously recognised impairment loss is reversed only if there has been a change in the assumptions used to determine the asset's recoverable amount since the last impairment loss was recognised. The reversal is limited so that the carrying amount of the asset does not exceed its recoverable amount, nor exceed the carrying amount that would have been determined, net of depreciation, had no impairment loss been recognised for the asset in prior years. Such reversal is recognised in the statement of profit or loss unless the asset is carried at a revalued amount, in which case, the reversal is treated as a revaluation increase.

3.6 Financial instruments

Financial assets and financial liabilities are recognized when a company becomes a party to the contractual provisions of the instruments.

Financial assets and financial liabilities are initially measured at fair value. Transaction costs that are directly attributable to the acquisition or issue of financial assets and financial liabilities (other than financial assets and financial liabilities at fair value through profit or loss) are added to or deducted from the fair value of the financial assets or financial liabilities, as appropriate, on initial recognition. Transaction costs directly attributable to the acquisition of financial assets or financial liabilities at fair value through profit or loss ("FVTPL") are recognized immediately in the statement of profit and loss.

3.7 Financial assets

All regular way purchases or sales of financial assets are recognized and derecognized on a trade date basis. Regular way purchases or sales are purchases or sales of financial assets that require delivery of assets within the time frame established by regulation or convention in the marketplace.

All recognized financial assets are subsequently measured in their entirety at either amortized cost or fair value, depending on the classification of the financial assets.

3.7.1 Classification of financial assets – debt instruments

Debt instruments that meet the following conditions are subsequently measured at amortised cost (except for debt instruments that are designated as at fair value through profit or loss on initial recognition):

- the asset is held within a business model whose objective is to hold assets in order to collect contractual cash flows;
- the contractual terms of the instrument give rise on specified dates to cash flows that are solely payments of principal and interest on the principal amount outstanding.

After initial measurement, such financial assets are subsequently measured at amortised cost using the effective interest rate (EIR) method. Amortised cost is calculated by taking into account any discount or premium on acquisition and fees or costs that are an integral part of the EIR. The EIR amortisation is included in finance income in the profit or loss. The losses arising from impairment are recognised in the profit or loss.

3.7.2 Amortised cost and Effective interest method

The effective interest method is a method of calculating the amortised cost of a debt instrument and of allocating interest income over the relevant period. The effective interest rate is the rate that exactly discounts estimated future cash receipts (including all fees and points paid or received that form an integral part of the effective interest rate, transaction costs and other premiums or discounts) through the expected life of the debt instrument, or, where appropriate, a shorter period, to the net carrying amount on initial recognition.

FUTUREAGE INFRASTRUCTURE INDIA LIMITED
Notes forming part of the Financial Statements for the year ended March 31, 2018
(For Consolidation into the financial information of IL&FS Transportation Networks Limited)

Income is recognized on an effective interest basis for debt instruments other than those financial assets classified as at FVTPL. Interest income is recognized in profit or loss and is included in the "Other income" line item.

3.7.3 Reclassification of financial assets

The Company determines classification of financial assets and liabilities on initial recognition. After initial recognition, no reclassification is made for financial assets which are equity instruments and financial liabilities. For financial assets which are debt instruments, a reclassification is made only if there is a change in the business model for managing those assets. Changes to the business model are expected to be infrequent. The Company's senior management determines change in the business model as a result of external or internal changes which are significant to the Company's operations. Such changes are evident to external parties. A change in the business model occurs when the Company either begins or ceases to perform an activity that is significant to its operations. If the Company reclassifies financial assets, it applies the reclassification prospectively from the reclassification date which is the first day of the immediately next reporting period following the change in business model. The Company does not restate any previously recognised gains, losses (including impairment gains or losses) or interest.

3.7.3.1 Derecognition of financial assets

The Company derecognizes a financial asset when the contractual rights to the cash flows from the asset expire, or when it transfers the financial asset and substantially all the risks and rewards of ownership of the asset to another party. If [the Company] the Company neither transfers nor retains substantially all the risks and rewards of ownership and continues to control the transferred asset, the Company recognizes its retained interest in the asset and an associated liability for amounts it may have to pay. If the Company retains substantially all the risks and rewards of ownership of a transferred financial asset, the Company continues to recognize the financial asset and also recognizes a collateralized borrowing for the proceeds received.

On derecognition of a financial asset in its entirety, the difference between the asset's carrying amount and the sum of the consideration received and receivable and the cumulative gain or loss that had been recognized in other comprehensive income and accumulated in equity is recognized in profit or loss if such gain or loss would have otherwise been recognized in profit or loss on disposal of that financial asset.

On derecognition of a financial asset other than in its entirety (e.g., when the Company retains an option to repurchase part of a transferred asset), [the Company] the Company allocates the previous carrying amount of the financial asset between the part it continues to recognize under continuing involvement, and the part it no longer recognises on the basis of the relative fair values of those parts on the date of the transfer. The difference between the carrying amount allocated to the part that is no longer recognised and the sum of the consideration received for the part no longer recognised and any cumulative gain or loss allocated to it that had been recognised in other comprehensive income is recognised in profit or loss if such gain or loss would have otherwise been recognised in profit or loss on disposal of that financial asset. A cumulative gain or loss that had been recognised in other comprehensive income is allocated between the part that continues to be recognised and the part that is no longer recognised on the basis of the relative fair values of those parts.

3.7.4 Modification of Cash Flows of financial assets and revision in estimates of Cash flows

When the contractual cash flows of a financial asset are renegotiated or otherwise modified and the renegotiation or modification does not result in the derecognition of that financial asset in accordance with Ind AS 109, the Company recalculates the gross carrying amount of the financial asset and recognizes a modification gain or loss in profit or loss. The gross carrying amount of the financial asset is recalculated

FUTUREAGE INFRASTRUCTURE INDIA LIMITED
Notes forming part of the Financial Statements for the year ended March 31, 2018
(For Consolidation into the financial information of IL&FS Transportation Networks Limited)

as the present value of the renegotiated or modified contractual cash flows that are discounted at the financial asset's original effective interest rate. Any costs or fees incurred are adjusted to the carrying amount of the modified financial asset and are amortized over the remaining term of the modified financial asset.

If the Company revises its estimates of payments or receipts (excluding modifications and changes in estimates of expected credit losses), it adjusts the gross carrying amount of the financial asset or amortized cost of a financial liability to reflect actual and revised estimated contractual cash flows. The Company recalculates the gross carrying amount of the financial asset or amortized cost of the financial liability as the present value of the estimated future contractual cash flows that are discounted at the financial instrument's original effective interest rate. The adjustment is recognized in profit or loss as income or expense.

3.8 Financial liabilities and equity instruments-

Financial liabilities are classified, at initial recognition, as financial liabilities at fair value through profit or loss, loans and borrowings, payables, or as derivatives designated as hedging instruments in an effective hedge, as appropriate

The Company's financial liabilities include trade and other payables, loans and borrowings including bank overdrafts, financial guarantee contracts and derivative financial instruments.

3.8.1 Classification as debt or equity

Debt and equity instruments issued by a Company are classified as either financial liabilities or as equity in accordance with the substance of the contractual arrangements and the definitions of a financial liability and an equity instrument

3.8.2 Financial liabilities

All financial liabilities are subsequently measured at amortized cost using the effective interest method

3.8.3 Financial liabilities subsequently measured at amortised cost

Financial liabilities are measured at amortized cost at the end of subsequent accounting periods. The carrying amounts of financial liabilities that are subsequently measured at amortized cost are determined based on the effective interest method. Interest expense that is not capitalized as part of costs of an asset is included in the 'Finance costs' line item.

The effective interest method is a method of calculating the amortized cost of a financial liability and of allocating interest expense over the relevant period. The effective interest rate is the rate that exactly discounts estimated future cash payments (including all fees and points paid or received that form an integral part of the effective interest rate, transaction costs and other premiums or discounts) through the expected life of the financial liability, or (where appropriate) a shorter period, to the net carrying amount on initial recognition.

3.8.4 Derecognition of financial liabilities

The Company derecognizes financial liabilities when, and only when, the Company's obligations are discharged, cancelled or have expired. An exchange between with a lender of debt instruments with substantially different terms is accounted for as an extinguishment of the original financial liability and the recognition of a new financial liability. Similarly, a substantial modification of the terms of an existing financial liability (whether or not attributable to the financial difficulty of the debtor) is accounted for as an

FUTUREAGE INFRASTRUCTURE INDIA LIMITED

**Notes forming part of the Financial Statements for the year ended March 31, 2018
(For Consolidation into the financial information of IL&FS Transportation Networks Limited)**

extinguishment of the original financial liability and the recognition of a new financial liability. The difference between the carrying amount of the financial liability derecognized and the consideration paid and payable is recognized in profit or loss.

3.9 Cash and cash equivalents

Cash and cash equivalent in the balance sheet comprise cash at banks and on hand and short-term deposits with an original maturity of three months or less, which are subject to an insignificant risk of changes in value.

For the purpose of the statement of cash flows, cash and cash equivalents consist of cash and short-term deposits, as defined above, net of outstanding bank overdrafts as they are considered an integral part of the Company's cash management.

3.10 Provisions

Provisions are recognized when the Company has a present obligation (legal or constructive) as a result of a past event, it is probable that the Company will be required to settle the obligation, and a reliable estimate can be made of the amount of the obligation. When the Company expects some or all of a provision to be reimbursed, for example, under an insurance contract, the reimbursement is recognised as a separate asset, but only when the reimbursement is virtually certain. The expense relating to a provision is presented in the statement of profit and loss net of any reimbursement.

The amount recognized as a provision is the best estimate of the consideration required to settle the present obligation at the end of the reporting period, taking into account the risks and uncertainties surrounding the obligation. When a provision is measured using the cash flows estimated to settle the present obligation, its carrying amount is the present value of those cash flows (when the effect of the time value of money is material).

FUTUREAGE INFRASTRUCTURE INDIA LIMITED
Notes forming part of Financial Statements for the year ended March 31, 2018
(For Consolidation into the financial information of IL&FS Transportation Networks Limited)

Particulars	Deemed cost				Effect of foreign currency exchange differences	Balance at March 31, 2017	Eliminated on disposal of a Subsidiary	Depreciation expense	Effect of foreign currency exchange differences	Balance at March 31, 2017	Carrying Amount As at March 31, 2017	Carrying Amount As at April 1, 2016
	Balance as at April 1, 2016	Opening Adjustments	Additions	Deductions								
Property plant and equipment	-	-	-	-	-	-	-	-	-	-	-	-
Land	-	-	-	-	-	-	-	-	-	-	-	-
Building and structures	-	-	-	-	-	-	-	-	-	-	-	-
Vehicles	11,00,896	-	-	-	11,00,896	-	-	-	-	11,00,895	-	1
Data processing equipments	6,70,330	-	-	-	6,70,330	-	-	-	-	6,70,309	21	21
Office premises	-	-	-	-	-	-	-	-	-	-	-	-
Office equipments	9,03,858	-	-	-	9,03,858	-	7,118	-	-	9,03,840	18	7,136
Leasehold improvements	-	-	-	-	-	-	-	-	-	-	-	-
Furniture and fixtures	31,84,158	-	-	-	31,84,158	-	3,51,631	-	-	31,84,131	27	3,52,515
Electrical installations	-	-	-	-	-	-	-	-	-	-	-	-
Plant and machinery	-	-	-	-	-	-	-	-	-	-	-	-
Property plant and equipment on lease	-	-	-	-	-	-	-	-	-	-	-	-
Plant and machinery	-	-	-	-	-	-	-	-	-	-	-	-
Vehicles	-	-	-	-	-	-	-	-	-	-	-	-
Furniture and fixtures	-	-	-	-	-	-	-	-	-	-	-	-
Building and structures	-	-	-	-	-	-	-	-	-	-	-	-
Land	-	-	-	-	-	-	-	-	-	-	-	-
Subtotal	58,59,242	-	-	-	58,59,242	-	3,58,749	-	-	58,59,175	67	3,59,673
Capital work-in-progress	-	-	-	-	-	-	-	-	-	-	-	-
Total	58,59,242	-	-	-	58,59,242	-	3,58,749	-	-	58,59,175	67	3,59,673

Particulars	Deemed cost				Effect of foreign currency exchange differences	Balance at March 31, 2018	Eliminated on disposal of a Subsidiary	Depreciation expense	Effect of foreign currency exchange differences	Balance at March 31, 2018	Carrying Amount As at March 31, 2018	Carrying Amount As at March 31, 2017
	Balance as at April 1, 2017	Opening Adjustments	Additions	Deductions								
Property plant and equipment	-	-	-	-	-	-	-	-	-	-	-	-
Land	-	-	-	-	-	-	-	-	-	-	-	-
Building and structures	-	-	-	-	-	-	-	-	-	-	-	-
Vehicles	11,00,896	-	-	-	11,00,896	-	-	-	-	11,00,895	1	1
Data processing equipments	6,70,330	-	-	-	6,70,330	-	-	-	-	6,70,309	21	21
Office premises	-	-	-	-	-	-	-	-	-	-	-	-
Office equipments	9,03,858	-	-	-	9,03,858	-	7,118	-	-	9,03,840	18	18
Leasehold improvements	-	-	-	-	-	-	-	-	-	-	-	-
Furniture and fixtures	31,84,158	-	-	-	31,84,158	-	3,51,631	-	-	31,84,131	27	3,52,515
Electrical installations	-	-	-	-	-	-	-	-	-	-	-	-
Plant and machinery	-	-	-	-	-	-	-	-	-	-	-	-
Property plant and equipment on lease	-	-	-	-	-	-	-	-	-	-	-	-
Plant and machinery	-	-	-	-	-	-	-	-	-	-	-	-
Vehicles	-	-	-	-	-	-	-	-	-	-	-	-
Furniture and fixtures	-	-	-	-	-	-	-	-	-	-	-	-
Building and structures	-	-	-	-	-	-	-	-	-	-	-	-
Land	-	-	-	-	-	-	-	-	-	-	-	-
Subtotal	58,59,242	-	-	-	58,59,242	-	3,58,749	-	-	58,59,175	67	3,59,673
Capital work-in-progress	-	-	-	-	-	-	-	-	-	-	-	-
Total	58,59,242	-	-	-	58,59,242	-	3,58,749	-	-	58,59,175	67	3,59,673

Additions to Plant and Machinery for the current year includes Plant and Machinery of ₹ NIL crore given on operating lease for period of NIL years at fixed monthly rental which is included in Miscellaneous income under Other Income.

FUTUREAGE INFRASTRUCTURE INDIA LIMITED

Notes forming part of Financial Statements for the year ended March 31, 2018

(For Consolidation into the financial information of IL&FS Transportation Networks Limited)

3. Investment property

₹

Particular	As at March 31, 2018	As at March 31, 2017
Investment property (A-B)		
Investment property under development		
Total	-	-

a) Investment property

₹

Cost or Deemed Cost	As at March 31, 2018	As at March 31, 2017
Balance at beginning of year		
Effect of foreign currency exchange differences		
Balance at end of the year (A)	-	-

₹

Accumulated depreciation and impairment	As at March 31, 2018	As at March 31, 2017
Balance at beginning of the year		
Additions		
Effect of foreign currency exchange differences		
Balance at end of the year (B)	-	-

3.1 Fair value measurement of the Company's investment properties

Details of the Company's investment properties and information about the fair value hierarchy As at March 31, 2018 and as at March 31, 2017 are as follows:

₹

Particulars	Fair value as per Level 2 (Rs.)	
	As at March 31, 2018	As at March 31, 2017
Investment property		
Investment property under development (Refer Footnote)		
Total	-	-

Footnote :

1. Fair value of investment property is determined by using market comparable method. This means that valuations performed by the valuer are based on active market prices, significantly adjusted for difference in nature, location or condition of the specific property.

Fair value of investment property under development is determined by using market comparable method. This means that valuations performed by the valuer are based on active market prices, significantly adjusted for difference in nature, location or condition of the specific property. As at March 31, 2018 and March 31, 2017 the property is fair valued based on valuations performed by one of the independent valuer who has relevant valuation experience for similar properties in India.

FUTUREAGE INFRASTRUCTURE INDIA LIMITED

Notes forming part of Financial Statements for the year ended March 31, 2018

(For Consolidation into the financial information of IL&FS Transportation Networks Limited)

4. Goodwill on consolidation

₹

Particulars	As at March 31, 2018	As at March 31, 2017
Cost (or deemed cost)		
Total	-	-

₹

Cost or Deemed Cost	As at March 31, 2018	As at March 31, 2017
Balance at beginning of the year		
Additional amounts recognised from business combinations		
Derecognised on disposal of a subsidiary (refer Note 39.2.3)		
Effect of foreign currency exchange differences		
Balance at end of year	-	-

4.1 Allocation of goodwill to cash-generating units

Goodwill has been allocated for impairment testing purposes to the following cash-generating units.

- Annuity projects
- Operation and maintenance
- Others

The carrying amount of goodwill was allocated to cash-generating units as follows.

Particulars	As at March 31, 2018	As at March 31, 2017
- Annuity projects		
- Operation and maintenance		
- Others		
Total	-	-

FUTUREAGE INFRASTRUCTURE INDIA LIMITED
Notes forming part of Financial Statements for the year ended March 31, 2018
(For Consolidation into the financial information of IL&FS Transportation Networks Limited)

5. Intangible assets

Particulars	Cost or deemed cost			Accumulated Amortisation			Carrying Amount		
	Balance as at April 1, 2016	Opening Adjustments	Additions	Deductions	Balance As at March 31, 2017	Amortisation expense	Effect of foreign currency exchange differences	As at March 31, 2017	As at April 1, 2017
Software / Licences acquired									
Commercial rights acquired									
Others									
Subtotal (a)									
Rights under service concession arrangements (b)									
Intangible assets under development (c)									
Total (a+b+c)									

Particulars	Cost or deemed cost			Accumulated Amortisation			Carrying Amount		
	Balance as at April 1, 2017	Opening Adjustments	Additions	Deductions	Balance As at March 31, 2018	Amortisation expense	Effect of foreign currency exchange differences	As at March 31, 2018	As at March 31, 2017
Software / Licences acquired									
Commercial rights acquired									
Others									
Subtotal (a)									
Rights under service concession arrangements (b)									
Intangible assets under development (c)									
Total (a+b+c)									

Footnotes:

1. Estimates under Service Concession Arrangement - Right under Service Concession Arrangements / Intangible assets under Development

Estimates under Service Concession Arrangements

Under Service Concession Arrangement (SCA), where a Special Purpose Vehicle (SPV) has received the right to charge users of a public service, such rights are recognized and classified as "Intangible Assets". Such a right is an unconditional right to receive consideration however the amounts are contingent to the extent that the public uses the service.

The book value of such an intangible Asset is recognized by the SPV at the fair value of the constructed asset which comprises of the actual construction cost plus the margins as per the SCA.

The Intangible Asset is amortised on the basis of units of usage method over the lower of the remaining concession period or useful life of such intangible asset, in terms of each SCA. However, with respect to toll road assets constructed and in operation As at March 31, 2018, the amortization of such intangible rights are based on actual revenue earned compared to total projected revenue from the project over the balance concession period to cost of intangible assets, instead of traffic count.

Estimates of margins are based on internal evaluation by the management. Estimates of units of usage, toll rates, contractual liability for overlay expenditure and the timing of the same are based on technical evaluations and / or traffic study estimates by external agencies.

These factors are consistent with the assumptions made in the previous years

The key elements have been tabulated below:

Particulars	Rs.	
	As at March 31, 2018	As at March 31, 2017
Cumulative Margin on construction in respect of Intangible Assets / Intangible Assets under development		
Particulars	Year ended	Year ended
	March 31, 2018	March 31, 2017
Amortisation charge in respect of intangible assets		

FUTUREAGE INFRASTRUCTURE INDIA LIMITED
Notes forming part of Financial Statements for the year ended March 31, 2018
(For Consolidation into the financial information of IL&FS Transportation Networks Limited)

6 Investments in associates

6.1 Break-up of investments in associates (carrying amount determined using the equity method of accounting)

Particulars	As at March 31, 2018		As at March 31, 2017	
	Qty	Amount	Qty	Amount
Quoted Investments (all fully paid)				
Investments in Equity Instruments (at Deemed cost)				
Total aggregate quoted investments (A)		-		-
Unquoted Investments (all fully paid)				
Investments in Equity Instruments (at cost)				
Total aggregate unquoted Investments (B)		-		-
Total investments carrying value (A) + (B)		-		-
Particulars	As at March 31, 2018		As at March 31, 2017	
	Deemed Cost	Market value	Deemed Cost	Market value
Aggregate market value of quoted investments	-		-	

6.2 Details and financial information of material associate

There is no material associate identified by the Group as per group policy i.e. 20% of group networth against carrying value of individual investment in associates

6.3 Financial Information in respect of individually not material associates

Aggregate information of associates that are not individually material	Year ended March 31, 2018	Year ended March 31, 2017
The Group's share of profit / (loss)		
The Group's share of other comprehensive income		
The Group's share of total comprehensive income	-	-

Particulars	As at March 31, 2018	As at March 31, 2017
Aggregate carrying amount of the Group's interests in these associates	-	-

Unrecognised share of losses of an associate

Particulars	Year ended March 31, 2018	Year ended March 31, 2017
Share of profit / (loss) for the year		

Particulars	As at March 31, 2018	As at March 31, 2017
Cumulative share of loss of an associate		

FUTUREAGE INFRASTRUCTURE INDIA LIMITED
Notes forming part of Financial Statements for the year ended March 31, 2018
(For Consolidation into the financial information of IL&FS Transportation Networks Limited)

7. Investments in joint ventures

7.1 Break-up of investments in joint ventures

Particulars	As at March 31, 2018		As at March 31, 2017	
	Qty	Amount	Qty	Amount
Unquoted Investments (all fully paid)				
(a) Investments in Equity Instruments (at cost / Deemed cost)				
(b) Investments in covered warrant (at Deemed cost)				
(c) Investments in debentures or bonds (at amortised cost)	-	-		
Total Investments carrying value		-		-

8. Other Non Current Investments

Particulars	As at March 31, 2018		As at March 31, 2017	
	Qty	Amount	Qty	Amount
Unquoted Investments (all fully paid)				
Investments in Equity Instruments				
TOTAL INVESTMENTS (A)		-		-
Add / (Less) : Fair value of investments (B)				
TOTAL INVESTMENTS CARRYING VALUE (A) + (B)		-		-

Category-wise other investments – as per Ind AS 109 classification

Particulars	As at March 31, 2018	As at March 31, 2017
Financial assets carried at fair value through profit or loss (FVTPL)		
Held for trading non-derivative financial assets		
Sub-total (a)	-	-
Financial assets carried at amortised cost		
Debentures		
Sub-total (b)	-	-
Grand total (a+b)	-	-

FUTUREAGE INFRASTRUCTURE INDIA LIMITED
Notes forming part of Financial Statements for the year ended March 31, 2018
(For Consolidation into the financial information of IL&FS Transportation Networks Limited)

9. Trade receivables

Particulars	As at March 31, 2018		As at March 31, 2017	
	Non Current	Current	Non Current	Current
Trade receivables from related parties				
-Unsecured, considered good				
Less: Allowance for expected credit loss				
Trade receivables from others				
-Unsecured, considered good				
Less: Allowance for expected credit loss				
-Unsecured, considered doubtful				
Less: Allowance for bad and doubtful debts				
Total	-	-	-	-

Footnotes :

- There are no receivables due from directors or other officers of the company either severally or jointly with any other person; and from firms or private companies respectively in which any director is a partner, a director or a member.
- Trade receivables are generally on terms of ___ to ___ days and certain receivables carry interest for overdue period.
- Expected credit loss ("ECL") is the difference between all contractual cash flows that are due to the Company in accordance with the contract and all the cash flows that the entity expects to receive (i.e., all cash shortfalls), discounted at the weighted average cost of borrowings of the Company.
- The estimated realization date of the receivables has been taken by considering the cash flow model of the respective project SPV's which in the view of the management is the most realistic and appropriate way for estimating the realization date of the receivables with respect to the project SPV's. In respect of other than project SPV's, the management has carried out its Internal Age of receivables that are past due but not impaired

Particulars	As at March 31, 2018	As at March 31, 2017	As at April 1, 2015
XX-XX days			
XX-XX days			
Total	-	-	-
Average age (days)			

9.1 Movement in the allowance for expected credit loss

Particulars	As at March 31, 2018	As at March 31, 2017
Balance at beginning of the year	-	-
Adjustment for recognising revenue at fair value		
Loss allowance measured at an amount of 12 months ECL		
Loss allowance measured at an amount of more than 12 months ECL		
Reversal of Expected credit losses on trade receivables		
Balance at end of the year	-	-
Pertaining to the ECL Adjustments	-	-
Pertaining to the adjustment for revenue at fair value	-	-
Total	-	-

10. Loans

Particulars	As at March 31, 2018		As at March 31, 2017	
	Non Current	Current	Non Current	Current
a) Loans to related parties				
-Unsecured, considered good				
Less: Allowance for expected credit loss				
Subtotal (a)	-	-	-	-
b) Loans to other parties				
-Unsecured, considered good				
Less: Allowance for expected credit loss				
-Unsecured, considered doubtful				
Less: Allowance for bad and doubtful debts				
Subtotal (b)	-	-	-	-
Total (a+b)	-	-	-	-

10.1 Movement in the allowance for expected credit loss

Particulars	As at March 31, 2018	As at March 31, 2017
Balance at beginning of the year	-	-
Loss allowance measured at an amount of 12 months ECL		
Loss allowance measured at an amount of more than 12 months ECL		
Reversal of Expected credit losses on loans given		
Reversal of Expected credit losses on account of acquisition of subsidiary		
Balance at end of the year	-	-

FUTUREAGE INFRASTRUCTURE INDIA LIMITED
Notes forming part of Financial Statements for the year ended March 31, 2018
(For Consolidation into the financial information of IL&FS Transportation Networks Limited)

11. Other financial assets (Unsecured, considered good unless otherwise mentioned)

Particulars	As at March 31, 2018		As at March 31, 2017	
	Non Current	Current	Non Current	Current
Receivable under service concession arrangements				
Claim & others receivable from authority				
Derivative assets				
Advances recoverable :				
From related parties				
Allowance for expected credit loss				
From related parties considered doubtful				
Allowance for doubtful advances				
From others				
From others considered doubtful				
Allowance for doubtful advances				
Interest accrued - Related Party				
Interest accrued - Others				
Receivable for sale of investment				
Call Option Premium Assets				
Retention money receivable - Related Party				
Retention money receivable - Others				
Security Deposits - Related Party				
Security Deposits - Others	3,80,240		3,80,240	
Grant receivable				
Unbilled Revenue				
Balances with Banks in deposit accounts (under lien)				
Interest Accrued on fixed deposits				
Inter-corporate deposits				
Total	3,80,240	-	3,80,240	-

Particulars	As at March 31, 2018	As at March 31, 2017
Cumulative Margin on construction and operation & maintenance and renewal services recognised in respect of Financial Assets		
Future Operation and maintenance and renewal services considered in respect of Financial Assets		
Revenue recognised on Receivables against Service Concession Arrangement on the basis of effective interest method		

12. Inventories (At lower of cost and net realisable value)

Particulars	As at March 31, 2018	As at March 31, 2017
Raw materials		
Work-in-progress		
Stock-in-trade		
Stores and spares		
Total	-	-

FUTUREAGE INFRASTRUCTURE INDIA LIMITED
Notes forming part of Financial Statements for the year ended March 31, 2018
(For Consolidation into the financial information of IL&FS Transportation Networks Limited)

13. Cash and cash equivalents

For the purposes of the statement of cash flows, cash and cash equivalents include cash on hand and in banks, net of outstanding bank overdrafts. Cash and cash equivalents at the end of the reporting period as shown in the statement of cash flows can be reconciled to the related items in the balance sheet as follows:

Particulars	₹	
	As at March 31, 2018	As at March 31, 2017
Balances with Banks		
In current accounts	2,14,826	44,224
In deposit accounts	-	-
Cash on hand	101	101
Cash and cash equivalents	2,14,727	44,325
Unpaid dividend accounts		
Balances held as margin money or as security against borrowings		
Other bank balances	-	-

Particulars	₹	
	As at March 31, 2018	As at March 31, 2017
Cash and cash equivalents	2,14,726.51	44,324.89
Less – Secured Demand loans from banks (Cash credit)(shown under current borrowings in note 18)		
Less – Unsecured Demand loans from banks (Bank overdraft) (shown under current borrowings in note 18)		
Cash and cash equivalents for statement of cash flows	2,14,726.51	44,324.89

c. Non-cash transactions excluded from cash flow statement

14. Other assets (Unsecured, considered good unless otherwise mentioned)

Particulars	As at March 31, 2018		As at March 31, 2017	
	Non Current	Current	Non Current	Current
Capital Advances				
-Secured, considered good				
-Unsecured, considered good				
-Doubtful				
Less : Allowance for bad and doubtful loans				
Other advances - Receivable from M Kameswara Rao	53,45,713		53,45,713	
Prepaid expenses				
Preconstruction and Mobilisation advances paid to contractors and other advances				
Mobilisation advances considered doubtful				
Allowance for doubtful advances				
Advance Against Properties				
Debts due by Directors				
Current maturities of Long term loans and advances				
Indirect tax balances / Receivable credit				
Others assets				
Total	53,45,713.42	-	53,45,713.42	-

FUTUREAGE INFRASTRUCTURE INDIA LIMITED
Notes forming part of Financial Statements for the year ended March 31, 2018
(For Consolidation into the financial information of IL&FS Transportation Networks Limited)

15. Equity Share Capital

Particulars	As at March 31, 2018		As at March 31, 2017	
	Number of shares	₹	Number of shares	₹
Authorised				
Equity Shares of ₹ 10/- each fully paid	59,00,000	5,90,00,000	59,00,000	5,90,00,000
Issued, Subscribed and Paid up Equity Shares of ₹ 10/- each fully paid	51,30,000	5,13,00,000	51,30,000	5,13,00,000
Total	51,30,000	5,13,00,000	51,30,000	5,13,00,000

15.1 Reconciliation of the number of equity shares outstanding at the beginning and at the end of the year :

Particulars	Year ended March 31, 2018		Year ended March 31, 2017	
	Number of shares	₹	Number of shares	₹
Shares outstanding at the beginning of the year	51,30,000	5,13,00,000	51,30,000	5,13,00,000
Shares issued during the year	-	-	-	-
Shares outstanding at the end of the year	51,30,000	5,13,00,000	51,30,000	5,13,00,000

15.2 Details of shares held by the holding company, the ultimate controlling party, their subsidiaries and associates

Particulars	As at March 31, 2018	As at March 31, 2017
IL&FS Transportation Networks Limited, the holding company	30,00,000	30,00,000
Total	30,00,000	30,00,000

15.3 Details of shares held by each shareholder holding more than 5% shares

Equity Shareholder	As at March 31, 2018		As at March 31, 2017	
	Number of shares held	% holding in the class of shares	Number of shares held	% holding in the class of shares
IL&FS Transportation Network Limited	30,00,000	58.48	30,00,000	58.48
Mr M Kameswara Rao	21,00,000	40.94	21,00,000	40.94
Other Less than 5 %	30,000	0.58	30,000	0.58
Total	51,30,000	100.00	51,30,000	100.00

15.4 The Company has one class of equity shares with face value of ₹ 10 each fully paid-up. Each shareholder has a voting right in proportion to his holding in the paid-up equity share capital of the Company.

In the event of liquidation of the company, the holders of equity shares will be entitled to receive remaining assets of the company, after distribution of all preferential amounts. The distribution will be in proportion to the number of equity shares held by the shareholders.

Where final dividend is proposed by the Board of Directors, it is subject to the approval of the shareholders in the Annual General Meeting.

FUTUREAGE INFRASTRUCTURE INDIA LIMITED
Notes forming part of Financial Statements for the year ended March 31, 2018
(For Consolidation into the financial information of IL&FS Transportation Networks Limited)

16. Other Equity (excluding non-controlling interests)

Particulars	As at March 31, 2018	As at March 31, 2017
<u>Capital Reserve</u>		
Balance at beginning of the year	-	-
Adjustments during the year	-	-
Balance at end of the year	-	-
<u>Securities premium reserve</u>		
Balance at beginning of the year	-	-
Addition during the year from issue of equity shares on a rights basis	-	-
Premium utilised towards discount on issue of Non-Convertible Debentures	-	-
Premium utilised towards rights issue expenses	-	-
Balance at end of the year	-	-
<u>General reserve</u>		
Balance at beginning of the year	-	-
Transfer from balance in Statement of Profit and Loss	-	-
Balance at end of the year	-	-
<u>Capital Reserve on consolidation</u>		
Balance at beginning of the year	-	-
Addition during the year	-	-
Balance at end of the year	-	-
<u>Debenture redemption reserve</u>		
Balance at beginning of the year	-	-
Transfer from / (to) balance in the Statement of Profit and Loss	-	-
Adjustment during the year for cessation of a subsidiary	-	-
Balance at end of the year	-	-
<u>Foreign currency monetary item translation reserve</u>		
Balance at beginning of the year	-	-
Addition during the year	-	-
Balance at end of the year	-	-
<u>Retained earnings</u>		
Balance at beginning of year	(4,41,07,624)	(2,85,67,470)
Profit attributable to owners of the Company	(2,37,883)	(1,55,39,297)
Payment of dividends on equity shares		
Transfer (to) / from debenture redemption reserve		
Consolidated adjustments		(857)
Balance at end of the year	(4,43,45,507)	(4,41,07,624)
Sub-Total	(4,43,45,507)	(4,41,07,624)
Items of other comprehensive income		
<u>Cash flow hedging reserve</u>		
Balance at beginning of year	-	-
Gain/(loss) arising on changes in fair value of designated portion of hedging instruments entered into for cash flow hedges	-	-
Balance at end of the year	-	-
<u>Foreign currency translation reserve</u>		
Balance at beginning of year	-	-
Exchange differences arising on translating the foreign operations	-	-
Balance at end of the year	-	-
<u>Defined benefit plan adjustment</u>		
Balance at beginning of the year	-	-
Other comprehensive income arising from re-measurement of defined benefit	-	-
Balance at end of the year	-	-
<u>Others</u>		
Balance at beginning of the year	-	-
Adjustments during the year	-	-
Balance at end of the year	-	-
Sub-Total	-	-
Total	(4,43,45,507)	(4,41,07,624)
Footnotes		

FUTUREAGE INFRASTRUCTURE INDIA LIMITED
Notes forming part of Financial Statements for the year ended March 31, 2018
(For Consolidation into the financial information of JL&FS Transportation Networks Limited)

17. Non-controlling interests

Particulars	As at March 31, 2018	As at March 31, 2017
Balance at beginning of year		
Share of profit for the year		
Non-controlling interests arising on the acquisition of / additional investment in a subsidiary (net)		
Reduction in non-controlling interests on disposal of a subsidiary		
Additional non-controlling interests arising on disposal of interest in subsidiary that does not result in loss of control (net)		
Total	-	-

FUTUREGE INFRASTRUCTURE INDIA LIMITED
Notes forming part of Financial Statements for the year ended March 31, 2018
(For Consolidation into the financial information of I&FS Transportation Networks Limited)

18. Borrowings

Particulars	As at March 31, 2018		As at March 31, 2017	
	Long-term	Current portion	Long-term	Current portion
	Short-term	Short-term	Short-term	Short-term
Secured – at amortised cost				
(i) Bonds / debentures (refer Footnote 3)				
- from other parties				
(ii) Term loans				
- from banks				
- from financial institutions				
- from related parties (Refer Note 43)				
- from other parties				
(iii) Other loans				
-Demand loans from banks (Cash credit)				
Unsecured – at amortised cost				
(i) Bonds / debentures (refer Footnote 3)				
- from related parties (Refer Note 43)				
- from other parties				
(ii) Term loans				
- from banks				
- from financial institutions				
- from related parties (Refer Note 43)			5,00,000	
- from other parties				
(iii) Finance lease obligations				
(iv) Commercial paper				
(v) Other loans				
-Redeemable preference share capital (refer Footnote 4)				
-Demand loans from banks (bank overdraft)				
Total	-	-	5,00,000	-
Less: Current maturities of long term debt clubbed under "other current liabilities"				
Total	-	-	5,00,000	-

Footnotes:

1. Age-wise analysis and Repayment terms of the Company's Long term Borrowings (other than NCDs and Preference shares) are as below: (Refer New Annexure 11)

FUTUREAGE INFRASTRUCTURE INDIA LIMITED

Notes forming part of Financial Statements for the year ended March 31, 2018

(For Consolidation into the financial information of IL&FS Transportation Networks Limited)

3. The Company has issued the following series of CRPS and CNCRPS

Series Name	Number of shares	Face value per share	Premium received per share	Maturity date	Dividend payout	Redemption terms

FUTUREAGE INFRASTRUCTURE INDIA LIMITED
Notes forming part of Financial Statements for the year ended March 31, 2018
(For Consolidation into the financial information of IL&FS Transportation Networks Limited)

19. Other financial liabilities

Particulars	As at March 31, 2018		As at March 31, 2017	
	Non Current	Current	Non Current	Current
Current maturities of long-term debt				
Current maturities of finance lease obligations				
Interest accrued				
Income received in advance				
Payable for purchase of capital assets				
Retention Money Payable				
Derivative liability				
Security Deposits from customer				
Connectivity Charges Payable				
Unpaid dividends				
Premium payable to authority				
Unearned Revenue				
Financial guarantee contracts				
Total	-	-	-	-

20. Provisions

Particulars	As at March 31, 2018		As at March 31, 2017	
	Non Current	Current	Non Current	Current
Provision for Employee benefits				
Provision for overlay (refer Footnote 1)				
Provision for replacement cost (refer Footnote 2)		30,000		2,47,250
Other provisions				
Total	-	30,000	-	2,47,250

Footnotes:

1. Provision for overlay

Provision for overlay in respect of toll roads maintained by the Group under service concession arrangements and classified as intangible assets represents contractual obligations to restore an infrastructure facility to a specified level of serviceability in respect of such asset. Estimate of the provision is measured using a number of factors, such as contractual requirements, technology, expert opinions and expected price levels. Because actual cash flows can differ from estimates due to changes in laws, regulations, public expectations, technology, prices and conditions, and can take place many years in the future, the carrying amounts of provision is reviewed at regular intervals and adjusted to take account of such changes.

Accordingly, financial and accounting measurements such as the revenue recognized on financial assets, allocation of annuity into recovery of financial asset, carrying values of financial assets and depreciation of intangible assets and provisions for overlay in respect of service concession agreements are based on such assumptions.

Particulars	Year end March 31, 2018		Year end March 31, 2017	
	Non Current	Current	Non Current	Current
Balance at the beginning of the year				
Provision made during the year				
Utilised for the year				
Adjustment for foreign exchange fluctuation during the year				
Unwinding of discount and effect of changes in the discount rate				
Balance at the end of the year	-	-	-	-

2. Provision for replacement cost

Particulars	Year end March 31, 2018		Year end March 31, 2017	
	Non Current	Current	Non Current	Current
Balance at the beginning of the year				
Provision made during the year				
Unwinding of discount and effect of changes in the discount rate				
Balance at the end of the year	-	-	-	-

FUTUREAGE INFRASTRUCTURE INDIA LIMITED
Notes forming part of Financial Statements for the year ended March 31, 2018
(For Consolidation into the financial information of IL&FS Transportation Networks Limited)

21. Deferred tax balances

The following is the analysis of deferred tax assets/(liabilities) presented in the balance sheet:

Particulars	As at March 31, 2018	As at March 31, 2017
Deferred tax assets		
Deferred tax liabilities		
Deferred Tax Asset / (Liabilities) (Net)	-	-

Particulars	As at April 1, 2016	Movement Recognised in Statement of Profit and Loss	Acquisitions /disposals	Exchange difference	As at March 31, 2016	Movement Recognised in Statement of Profit and Loss	Movement Recognised in other comprehensive Income	Acquisitions /disposals	Exchange difference	As at March 31, 2017
Deferred tax (liabilities)/assets in relation to:										
Cash flow hedges										-
Property, plant and equipment										-
Finance leases										-
Intangible assets										-
Unamortised borrowing costs										-
Provision for doubtful loans										-
Provision for doubtful receivables										-
Defined benefit obligation										-
Other financial liabilities										-
Other financial assets										-
Other assets										-
Others										-
Expected credit loss in investments										-
Expected credit loss in financial assets										-
Business loss										-
Capital loss										-
Total (A)	-	-	-	-	-	-	-	-	-	-
Tax Losses										-
Unabsorbed Depreciation										-
Total (B)	-	-	-	-	-	-	-	-	-	-
Sub total	-	-	-	-	-	-	-	-	-	-
MAT Credit Entitlement (refer footnote 1)										-
Deferred Tax Asset / (Liabilities) (Net)	-	-	-	-	-	-	-	-	-	-

Footnotes :

FUTUREAGE INFRASTRUCTURE INDIA LIMITED
 Notes forming part of Financial Statements for the year ended March 31, 2018
 (For Consolidation into the financial information of IL&FS Transportation Networks Limited)

22. Other liabilities

Particulars	As at March 31, 2018		As at March 31, 2017	
	Non Current	Current	Non Current	Current
(a) Mobilisation Advance Received				
(b) Other Advance received				
(c) Others				
Statutory dues		18,500		-
Other Liabilities		-		-
Total	-	18,500	-	-

23. Trade payables

Particulars	As at March 31, 2018		As at March 31, 2017	
	Non Current	Current	Non Current	Current
Trade payables other than MSME				
From Related Parties		-		33,490
From Others		17,79,884		16,39,359
Bills payable				
Total	-	17,79,884	-	16,72,849

24. Current tax assets and liabilities

Particulars	As at March 31, 2018		As at March 31, 2017	
	Non Current	Current	Non Current	Current
Current tax assets				
Advance payment of taxes	33,42,130		33,42,130	
Total	33,42,130	-	33,42,130	-
Current tax liabilities				
Provision for tax				
Total	-	-	-	-

FUTUREAGE INFRASTRUCTURE INDIA LIMITED
Notes forming part of Financial Statements for the year ended March 31, 2018
(For Consolidation into the financial information of IL&FS Transportation Networks Limited)

25. Revenue from operations

Particulars	Year ended March 31, 2018	Year ended March 31, 2017
(a) Advisory, Design and Engineering fees	-	-
(b) Supervision fees	-	-
(c) Operation and maintenance income	-	-
(d) Toll revenue	-	-
(e) Finance income	-	-
(f) <u>Construction income</u>		
Claim from authority	-	-
Others	-	-
(g) Sales (net of sales tax)	-	-
(h) Operation and maintenance Grant	-	-
(i) Other operating income:		
Claim from authority	-	-
Interest on Claims	-	-
Profit on sale of investment in Subsidiary	-	-
Total	-	-

26. Other Income

Particulars	Year ended March 31, 2018	Year ended March 31, 2017
Interest income earned on financial assets that are not designated as at fair value through profit or loss		
Interest on loans granted	-	-
Interest on debentures	-	-
Interest on bank deposits (at amortised cost)	-	-
Interest on short term deposit	-	-
Dividend Income on non-current investments	-	-
Profit on sale of investment (net) (refer Footnotes)	-	-
Gain on disposal of property, plant and equipment	-	-
Excess provisions written back	-	15,49,423
Exchange rate fluctuation (Gain)	-	-
Insurance claim received / receivable	-	-
Miscellaneous income	-	600
Other gains and losses		
Net gain/(loss) arising on financial assets designated as at FVTPL	-	-
Net gain / (loss) on derecognition of financial assets measured at amortised cost	-	-
Reversal of Expected credit losses on trade receivables (net)	-	-
Reversal of Expected credit losses on loans given (net)	-	-
Reversal of Expected credit losses on other financial assets (net)	-	-
Total	-	15,50,023

26.1 Movement in Expected credit losses

Particulars	Year ended March 31, 2018	Year ended March 31, 2017
Expected credit loss allowance on trade receivables	-	-
Reversal of Expected credit losses on trade receivables	-	-
Reversal of Expected credit losses on trade receivables (net)	-	-
Expected credit loss allowance on loans given	-	-
Reversal of Expected credit losses on loans given	-	-
Expected credit losses on loans given (net)	-	-
Expected credit losses on other financial assets (net)	-	-

FUTUREAGE INFRASTRUCTURE INDIA LIMITED
Notes forming part of Financial Statements for the year ended March 31, 2018
(For Consolidation into the financial information of IL&FS Transportation Networks Limited)

27. Cost of Material Consumed & Construction Cost

Particulars	Year ended March 31, 2018	Year ended March 31, 2017
Material consumption	-	-
Changes in inventories of finished goods, work-in-progress and stock-in-trade.	-	-
Total (a)	-	-
Construction contract costs (b)	-	-
Total (a+b)	-	-

28. Operating Expenses

Particulars	Year ended March 31, 2018	Year ended March 31, 2017
Fees for technical services / design and drawings	-	-
Diesel and fuel expenses	-	-
Operation and maintenance expenses	-	-
Provision for overlay expenses	-	-
Provision for replacement cost	-	-
Toll plaza expenses	-	-
Other Operating Expenses	-	-
Total	-	-

29. Employee benefits expense

Particulars	Year ended March 31, 2018	Year ended March 31, 2017
Salaries and Wages	-	-
Contribution to provident and other funds (Refer Note 37.1)	-	-
Staff welfare expenses	-	-
Deputation Cost	-	-
Total	-	-

30. Finance costs

Particulars	Year ended March 31, 2018	Year ended March 31, 2017
(a) Interest costs		
Interest on bank overdrafts, loans and debentures		
Interest on loans for fixed period (refer Footnote)	-	-
Interest on debentures	-	-
Discount on commercial paper	-	-
Other interest expense	-	-
(b) Dividend on redeemable preference shares	-	-
(c) Other borrowing costs		
Guarantee commission	-	-
Finance charges	-	-
Upfront fees on performance guarantee	-	-
(d) Others		
Loss / (gain) arising on derivatives designated as hedging instruments in cash flow hedges	-	-
(Gain) / Loss arising on adjustment for hedged item attributable to the hedged risk in a designated cash flow hedge accounting relationship	-	-
Total (a+b+c+d)	-	-

Footnote:

Interest on bank overdrafts, loans and debentures is net off ₹ ____ Crore (previous year ₹ ____) on account of Credit Value Adjustment / Debit Value Adjustments (CVA / DVA) on derivative contracts on borrowings.

FUTUREAGE INFRASTRUCTURE INDIA LIMITED
Notes forming part of Financial Statements for the year ended March 31, 2018
(For Consolidation into the financial information of IL&FS Transportation Networks Limited)

31. Depreciation and amortisation expense

Particulars	Year ended March 31, 2018	Year ended March 31, 2017
Depreciation of property, plant and equipment	-	3,58,749
Depreciation of investment property (refer Note 3)	-	-
Amortisation of intangible assets (refer Note 5)	-	-
Total depreciation and amortisation	-	3,58,749

32. Other expenses

Particulars	Year ended March 31, 2018	Year ended March 31, 2017
Legal and consultation fees	55,154	21,063
Travelling and conveyance	-	-
Rent (refer Note 36.2)	-	-
Rates and taxes	708	1,644
Repairs and maintenance	-	-
Bank commission	571	1,725
Registration expenses	-	-
Communication expenses	-	-
Insurance	-	-
Printing and stationery	-	-
Electricity charges	-	-
Directors' fees	-	-
Loss on sale of fixed assets (net)	-	-
Brand Subscription Fee	-	-
Corporate Social Responsibility Exp. (Refer Note 32.2)	-	-
Business promotion expenses	-	2,47,250
Payment to auditors (Refer Note 32.1)	1,81,450	2,47,250
Provision for diminution in value of investments	-	1,64,43,050
Miscellaneous expenses	-	15,839
Total	2,37,883	1,67,30,571

32.1 Payments to auditors

Particulars	Year ended March 31, 2018	Year ended March 31, 2017
a) For audit	1,13,000	1,00,000
b) For taxation matters	-	-
c) For other services	68,450	1,15,000
d) For reimbursement of expenses	-	-
e) Service tax on above	-	32,250
Total	1,81,450	2,47,250

FUTUREAGE INFRASTRUCTURE INDIA LIMITED

Notes forming part of Financial Statements for the year ended March 31, 2018
(For Consolidation into the financial information of IL&FS Transportation Networks Limited)

32.2 Expenditure incurred for corporate social responsibility

In terms of Section 135 of the Companies Act, 2013, a Corporate Social Responsibility (CSR) Committee has been formed by the Company. The areas for CSR activities as per the CSR policy are (i) Promotion of education, (ii) promoting gender equality and empowering women, (iii) reducing child mortality and improving maternal health, (iv) ensuring environmental sustainability, (v) employment enhancing vocational skills, (vi) social business projects, (vii) contribution to the Prime Minister's National Relief Fund or any other fund set up by the Central Government or the State Governments for socioeconomic development and relief and funds for the welfare of the Scheduled Castes, the Scheduled Tribes, other backward classes, minorities and women and (viii) such other matters as may be prescribed.

In line with Guidance Note on Accounting for Expenditure on Corporate Social Responsibility Activities, issued by the Institute of Chartered Accountants of India, the disclosure of the CSR expenditure during the year, is as under:

Particulars	₹	
	Year ended March 31, 2018	Year ended March 31, 2017
(a) Gross amount required to be spent by the company during the year:	-	-
(b) Amount spent during the year on:		
(i) Skilling for employment	-	-
(ii) Livelihood Development	-	-
(iii) Education enhancement	-	-
(iv) Local Area projects	-	-
(v) Others	-	-
Total	-	-

33. Income taxes

33.1 Income tax recognised in profit or loss

Particulars	₹	
	Year ended March 31, 2018	Year ended March 31, 2017
Current tax		
In respect of the current period	-	-
In respect of prior period	-	-
Deferred tax		
In respect of the current period	-	-
MAT credit entitlement	-	-
Total income tax expense recognised in the current period relating to continuing operations	-	-

FUTUREAGE INFRASTRUCTURE INDIA LIMITED
Notes forming part of Financial Statements for the year ended March 31, 2018
(For Consolidation into the financial information of IL&FS Transportation Networks Limited)

33.2 The income tax expense for the period can be reconciled to the accounting profit as follows:

Particulars	Year ended March 31, 2018	Year ended March 31, 2017
Profit before tax from continuing operations	(2,37,883.38)	(1,55,39,297.00)
Income tax expense calculated at 0% to 34.608%		
Income tax expense reported in the statement of profit and loss		
Movement to be explained	-	-
Set off against unabsorbed depreciation and carry forward losses		
Deferred tax not created on IndAS adjustment		
Effect of income that is exempt from taxation		
Effect of expenses that are not deductible in determining taxable profit		
Effect of unused tax losses and tax offsets not recognised as deferred tax assets		
Foreign Withholding tax		
Deferred tax not created on business losses		
Effect of different tax rates of subsidiaries operating in other jurisdictions		
Preference dividend accounted as finance cost in IndAS		
Reversal of tax at normal rate in the tax holiday period and MAT on book profit		
Effect on deferred tax balances due to the change in income tax rate		
Profit on sale of Investment. Nil tax since capital loss as per Tax		
Deferred tax created on Capital Losses		
Deferred tax created on Business Losses		
Others		
Total movement explained	-	-
Adjustments recognised in the current year in relation to the current tax of prior years	-	-
Income tax expense recognised in profit or loss (relating to continuing operations)	-	-

33.3 Income tax recognised in other comprehensive income

Particulars	Year ended March 31, 2018	Year ended March 31, 2017
Deferred tax		
Arising on income and expenses recognised in other comprehensive income:		
Effective portion of gains and losses on designated portion of hedging instruments in a cash flow hedge		
Re-measurement of defined benefit obligation		
Total	-	-
Bifurcation of the income tax recognised in other comprehensive income into:-		
Items that will not be reclassified to profit or loss		
Items that may be reclassified to profit or loss		

FUTUREAGE INFRASTRUCTURE INDIA LIMITED

Notes forming part of Financial Statements for the year ended March 31, 2018

(For Consolidation into the financial information of IL&FS Transportation Networks Limited)

34. Earnings per share

Particulars	Unit	Year ended March	Year ended March
		31, 2018	31, 2017
Profit for the year attributable to owners of the Company	₹	(2,37,883)	(1,55,39,297)
Weighted average number of equity shares	Number	51,30,000	51,30,000
Nominal value per equity share	₹		
Basic / Diluted earnings per share	₹	(0.05)	(3.03)

35. Subsidiaries

Details of the Group's subsidiaries at the end of the reporting year are as follows.

Name of subsidiary	Principal activity	Place of incorporation and operation	Proportion of ownership interest and voting power held by the Group (%)	
			As at March 31, 2018	As at March 31, 2017
1. Held directly:				
2. Held through subsidiaries:				

35.1 Composition of the Group

Details of the Group's joint venture at the end of the reporting year are as follows.

Name of Joint operation	Principal activity	Place of incorporation and operation	Proportion of ownership interest and voting power held by the Group (%)	
			As at March 31, 2018	As at March 31, 2017
Held Directly :				
Held through Subsidiaries :				

FUTUREAGE INFRASTRUCTURE INDIA LIMITED
 Notes forming part of Financial Statements for the year ended March 31, 2018
 (For Consolidation into the financial information of IL&FS Transportation Networks Limited)

The Group's Interest in jointly controlled operations are :

Name of the Jointly Controlled Operations	Proportion of Group's Interest (%)	
	As at March 18	As at March 17

35.2 Details of the Group's associates at the end of the reporting period are as follows.

Name of Joint operation	Principal activity	Place of Incorporation and operation	Proportion of ownership interest and voting power held by the Group (%)	
			As at March 31, 2018	As at March 31, 2017
1.Held directly :				
2.Held through Subsidiaries :				

FUTUREAGE INFRASTRUCTURE INDIA LIMITED

Notes forming part of Financial Statements for the year ended March 31, 2018

(For Consolidation into the financial information of IL&FS Transportation Networks Limited)

35.3 The financial position and results of the Companies which became a subsidiary / ceased to be a subsidiary

a. The financial position and results (after eliminations and consolidation adjustments) of entities which became subsidiaries during the Year ended March 31, 2018 are given below:

Particulars	Name of Subsidiary	Name of Subsidiary
Assets As at March 31, 2018		
Non-current assets		
Current assets		
Total	-	-
Equity and Liability As at March 31, 2018		
Total Equity		
Current liabilities		
Total	-	-
Income for the period (from the date of Incorporation / acquisition to March 31, 2018)		
Operating income		
Other income		
Total Income	-	-
Expenses for the period (from the date of Incorporation / acquisition to March 31, 2018)		
Operating expenses		
Depreciation		
Interest cost		
Other administrative expenses		
Total Expenses	-	-
Profit / (Loss) for the period before tax	-	-
Taxes		
Profit / (Loss) for the period after tax	-	-
Other Comprehensive Income / (loss)		
Total other comprehensive Income / (loss)	-	-

b. The financial position and results (after eliminations and consolidation adjustments) of entities which became subsidiaries during the Year ended March 31, 2017 are given below:

Particulars	₹					
	Name of Subsidiary	Name of Subsidiary	Name of Subsidiary	Name of Subsidiary	Name of Subsidiary	Name of Subsidiary
Assets As at March 31, 2017						
Non-current assets						
Current assets						
Total	-	-	-	-	-	-
Equity and Liability As at March 31, 2017						
Total Equity						
Non-current liabilities						
Current liabilities						
Total	-	-	-	-	-	-
Income for the period (from the date of Incorporation / acquisition to March 31, 2017)						
Operating income						
Other income						
Total Income	-	-	-	-	-	-
Expenses for the period (from the date of Incorporation / acquisition to March 31, 2017)						
Operating expenses						
Depreciation						
Interest cost						
Other administrative expenses						
Total Expenses	-	-	-	-	-	-
Profit / (Loss) for the period before tax						
Taxes						
Profit / (Loss) for the period after tax	-	-	-	-	-	-
Other Comprehensive Income / (loss)						
Total other comprehensive Income / (loss)	-	-	-	-	-	-

FUTUREAGE INFRASTRUCTURE INDIA LIMITED
Notes forming part of Financial Statements for the year ended March 31, 2018
(For Consolidation into the financial information of IL&FS Transportation Networks Limited)

36. Leases

36.1 Obligations under finance leases

The Company as lessee

Finance lease liabilities

₹

Particulars	Minimum lease payments		Present value of minimum lease payments	
	As at March 31, 2018	As at March 31, 2017	As at March 31, 2018	As at March 31, 2017
Not later than one year				
Later than one year and not later than five years				
Later than five years				
Less: Future Finance charges	-	-	-	-
Present value of minimum lease payments	-	-	-	-

₹

Particulars	As at March 31, 2018	As at March 31, 2017
Included in the financial statements as:		
- Non-current borrowings (note 18)	-	-
- Current maturities of finance lease obligations (note 18)	-	-
Total	-	-

36.2 Operating lease arrangements

The Company as lessee

Leasing arrangements

The Company holds certain properties under a non-cancellable operating lease. The Company's future lease rentals under the operating lease arrangements as at the year ends are as under:

Non-cancellable operating lease commitments

₹

Particulars	As at March 31, 2018	As at March 31, 2017
Not later than 1 year		
Later than 1 year and not later than 5 years		
Later than 5 years		
Total	-	-

FUTUREAGE INFRASTRUCTURE INDIA LIMITED

Notes forming part of Financial Statements for the year ended March 31, 2018

(For Consolidation into the financial information of IL&FS Transportation Networks Limited)

₹

Particulars	Year ended March 31, 2018	Year ended March 31, 2017
Amount charged to the Statement of Profit and Loss for rent		
Total	-	-

The lease terms do not contain any exceptional / restrictive covenants nor are there any options given to Company to renew the lease or purchase the properties. The agreements provide for changes in the rentals if the taxes leviable on such rentals change.

The Company as lessor

Leasing arrangements

The Company has given certain machinery under a non-cancellable operating lease. The Company's future lease receivables under the operating lease arrangements as at the year ends are as under:

Future lease rentals:

₹

Particulars	As at March 31, 2018	As at March 31, 2017
Not later than 1 year		
Later than 1 year and not later than 5 years		
Later than 5 years		
Total	-	-

₹

Particulars	Year ended March 31, 2018	Year ended March 31, 2017
Amount credited to the Statement of Profit and Loss for rent		
Total	-	-

The lease terms do not contain any exceptional / restrictive covenants nor are there any options given to lessee to renew the lease or purchase the properties. The agreements provide for changes in the rentals if the taxes leviable on such rentals change.

FUTUREAGE INFRASTRUCTURE INDIA LIMITED

Notes forming part of Financial Statements for the year ended March 31, 2018

(For Consolidation into the financial information of IL&FS Transportation Networks Limited)

37. Employee benefit plans

37.1 Defined contribution plans

The Company offers its employees defined contribution benefits in the form of provident fund, family pension fund and superannuation fund. Provident fund, family pension fund and superannuation fund cover substantially all regular employees. Contributions are paid during the year into separate funds under certain statutory / fiduciary-type arrangements. While both the employees and the Company pay predetermined contributions into the provident fund and pension fund, contributions to superannuation fund are made only by the Company. The contributions are normally based on a certain proportion of the employee's salary. The assets of the plans are held separately from those of the Company in funds under the control of Regional provident fund office and third party fund manager.

The total expense recognised in profit or loss of Rs.NIL (for the Year ended March 31, 2017: Rs. NIL) represents contributions payable to these plans by the Company at rates specified in the rules of the plans.

37.2 Defined benefit plans

The Company offers its employees defined-benefit plans in the form of gratuity (a lump sum amount). Amounts payable under defined benefit plans are typically based on years of service rendered and the employee's eligible compensation (immediately before retirement). The gratuity scheme covers substantially all regular employees. In the case of the gratuity scheme, the Company contributes funds to the Life Insurance Corporation of India which administers the scheme on behalf of the Company. The Plan Assets comprise of a Gratuity Fund maintained by LIC of India. Commitments are actuarially determined at year end. Actuarial valuation is based on "Projected Unit Credit" method. The Company recognizes Actuarial Gain & Loss in the Other Comprehensive Income Account in the year in which they occur.

Under the plans, the employees are entitled to post-retirement lumpsum amounting to 30 days of final salary for each completed years of service. The eligible salary is Basic pay. Benefits are vested to employee on completion of 5 year

Investment risk	The present value of the defined benefit plan liability (denominated in Indian Rupee) is calculated using a discount rate which is determined based on the benchmark yields available on Government Bonds at the valuation date with terms matching that of the liabilities. If the return on plan asset is below this rate, it will create a plan deficit.
Interest risk	A decrease in the bond interest rate will increase the plan liability; however, this will be partially offset by an increase in the return on the plan's investments.
Longevity risk	The present value of the defined benefit plan liability is calculated by reference to the best estimate of the mortality of plan participants both during and after their employment. An increase in the life expectancy of the plan participants will increase the plan's liability.
Salary risk	The present value of the defined benefit plan liability is calculated by reference to the future salaries of plan participants. As such, an increase in the salary of the plan participants will increase the plan's liability. the salary increase rates take into account inflation, seniority, promotion and other relevant factor

The actuarial calculations used to estimate defined benefit commitments and expenses are based on the following assumptions, which if changed, would affect the defined benefit commitment's size, funding requirements and pension expense. The principal assumptions used for the purposes of the actuarial valuations were as follows.

Particulars	Valuation as at	
	As at March 31, 2018	As at March 31, 2017
Discount rate(s)		
Rate of increase in compensation [#]		
Mortality rates [*]		
Employee Attrition rate (Past service)		

[#] The estimates of future salary increases considered in the actuarial valuation take into account inflation, seniority, promotion and other relevant factors such as supply and demand in the employment market.

^{*} Based on India's standard mortality table with modification to reflect expected changes in mortality/ other

Amounts recognised in statement of profit and loss in respect of these defined benefit plans are as follows.

Particulars	Rs.	
	Year ended March 31, 2018	Year ended March 31, 2017
Service cost:		
Current service cost		
Past service cost and (gain)/loss from settlements		
Net interest expense		
Components of defined benefit costs recognised in profit or loss	-	-
Remeasurement on the net defined benefit liability:		
Return on plan assets (excluding amounts included in net interest expense)		
Actuarial (gains) / losses arising from changes in demographic assumptions*		
Actuarial (gains) / losses arising from changes in financial assumptions		
Actuarial (gains) / losses arising from experience adjustments		
Components of defined benefit costs recognised in other comprehensive income	-	-
Total	-	-

* This figure does not reflect interrelationship between demographic assumption and financial assumption when a limit is applied on the benefit, the effect will be shown as an experience

The current service cost and the net interest expense for the year are included in the 'Employee benefits expense' line item in the statement of profit and loss. The remeasurement of the net defined benefit liability is included in other comprehensive income. The amount included in the balance sheet arising from the entity's obligation in respect of its defined benefit plans is as follows.

Particulars	Rs.	
	As at March 31, 2018	As at March 31, 2017
Present value of funded defined benefit obligation		
Fair value of plan assets		
Funded status		
Net liability arising from defined benefit obligation	-	-

Movements in the present value of the defined benefit obligation are as follows.

Particulars	Rs.	
	As at March 31, 2018	As at March 31, 2017
Opening defined benefit obligation		
Current service cost		
Interest cost		
Remeasurement (gains)/losses:		
Actuarial gains and losses arising from changes in demographic assumptions		
Actuarial gains and losses arising from changes in financial assumptions		
Actuarial gains and losses arising from experience adjustments		
Benefits paid		
Others -Transfer outs		
Closing defined benefit obligation	-	-

Movements in the fair value of the plan assets are as follows.

Particulars	Rs.	
	As at March 31, 2018	As at March 31, 2017
Opening fair value of plan assets		
Interest income		
Remeasurement gain (loss):		
Return on plan assets (excluding amounts included in net interest expense)		
Adjustment to Opening Fair Value of Plan Asset		
Contributions from the employer		
Benefits paid		
Closing fair value of plan assets	-	-

The fair value of the plan assets at the end of the reporting period for each category, are as follows.

Particulars	Rs. Fair Value of plan asset as at		
	As at March 31, 2018	As at March 31, 2017	As at April 1, 2015
Cash and cash equivalents	-	-	-
Gratuity Fund (LIC)	-	-	-
Total	-	-	-

All of the Plan Asset is entrusted to LIC of India under their _____. The reimbursement is subject to LIC's Surrender Policy. Since the scheme funds are invested with LIC of India Expected rate of return on Plan assets is based on rate of return declared by fund manager

The actual return on plan assets was ₹ NIL (2017: ₹ NIL).

Significant actuarial assumptions for the determination of the defined obligation are discount rate, expected salary increase and mortality. The sensitivity analyses below have been determined based on reasonably possible changes of the respective assumptions occurring at the end of the reporting period, while holding all other assumptions constant.

· If the discount rate is 100 basis points higher/(lower), the defined benefit obligation would decrease by ₹ NIL (decrease by ₹ NIL As at March 31, 2017) and increase by ₹ NIL (increase by ₹ NIL As at March 31, 2017).

· If the salary escalation rate increases (decreases) by 1%, the defined benefit obligation would increase by ₹ NIL (increase by ₹ NIL As at March 31, 2017) and decrease by ₹ NIL (decrease by ₹ NIL As at March 31, 2017).

· If the Attrition rate increases (decreases) by 1%, the defined benefit obligation would increase by ₹ NIL (increase by ₹ NIL As at March 31, 2017) and decrease by ₹ NIL (decrease by ₹ NIL As at March 31, 2017).

The sensitivity analysis presented above may not be representative of the actual change in the defined benefit obligation as it is unlikely that the change in assumptions would occur in isolation of one another as some of the assumptions may be correlated.

Furthermore, in presenting the above sensitivity analysis, the present value of the defined benefit obligation has been calculated using the projected unit credit method at the end of the reporting period, which is the same as that applied in calculating the defined benefit obligation liability recognised in the balance sheet.

There was no change in the methods and assumptions used in preparing the sensitivity analysis from prior year

The average duration of the benefit obligation at March 31, 2018 is NIL years (As at March 31, 2017: NIL years).

The expected contributions to the defined benefit plan for the next annual reporting period as at March 31 2018 is ₹ NIL (as at March 31 2017 is ₹ NIL)

FUTUREAGE INFRASTRUCTURE INDIA LIMITED
Notes forming part of Financial Statements for the year ended March 31, 2018
(For Consolidation into the financial information of IL&FS Transportation Networks Limited)

38. Business combinations

38.1.1 Business combinations

Particulars	Principal activity	Date of acquisition	Proportion of voting equity interests acquired (%)	Consideration transferred
During the period				
Name of Entity acquired				
Total				-

38.1.2 Consideration transferred

Particulars	Name of Entity acquired	Name of Entity acquired
Cash		
Othres		
Total	-	-

38.1.3 Assets acquired and liabilities recognized at the date of acquisition

Particulars	Name of Entity acquired	Name of Entity acquired
	Date of acquisition	Date of acquisition
Current assets		
Cash and cash equivalents		
Inventories		
Other current financial assets		
Other current assets		
Non-current assets		
Deferred tax Assets		
Non current tax		
Loans given		
Other non current financial assets		
Other Non current assets		
Total (A)	-	-
Current liabilities		
Trade payables		
Other current financial liability		
Other current liability		
Non-current liabilities		
Borrowings		
Other non current financial liability		
Deferred Tax liability		
Total (B)	-	-
Net Assets acquired (A-B)	-	-

38.1.4 Goodwill arising on acquisition

Particulars	Name of Entity acquired	Name of Entity acquired
Consideration transferred		
Less: fair value of identifiable net assets acquired		
Goodwill arising on acquisition	-	-

Goodwill arose in the acquisition of RLHL because the cost of the acquisition included a control premium. In addition, the consideration paid effectively included amounts in relation to the benefit of expected synergies, revenue growth and future market development.

None of the goodwill arising on these acquisitions is expected to be deductible for tax purposes.

38.1.5 Net cash outflow on acquisition of subsidiaries

Particulars	Name of Entity acquired	Name of Entity acquired
	Date of acquisition	Date of acquisition
Consideration paid in cash		
Less: cash and cash equivalent balances acquired		
Total	-	-

FUTUREAGE INFRASTRUCTURE INDIA LIMITED
Notes forming part of Financial Statements for the year ended March 31, 2018
(For Consolidation into the financial information of IL&FS Transportation Networks Limited)

38.2 Disposal of a subsidiary

38.2.1 Consideration received

Particulars	Date of Disposal
Consideration received in cash and cash equivalents	
Total consideration received	-

38.2.2 Analysis of asset and liabilities over which control was lost

Particulars	Name of entity Date of Disposal
Current assets	
Cash and cash equivalents	
Other Current Financial assets	
Current tax assets (Net)	
Other assets	
Non-current assets	
Property, plant and equipment and Investment property	
Other Non Current Financial assets	
Other assets	
Total (A)	-
Current liabilities	
Borrowings	
Other financial liabilities	
Provisions	
Other current liabilities	
Non-current liabilities	
Borrowings	
Total (B)	-
Net assets disposed of (A-B)	-

38.2.3 Loss on disposal of a subsidiary

Particulars	Year ended March 31, 2018
Consideration received	-
Less : Net assets disposed of	-
Less : Goodwill impairment	-
Loss on disposal	-

38.2.4 Net cash inflow/(outflow) on disposal of a subsidiary

Particulars	Year ended March 31, 2018
Consideration received in cash and cash equivalents	-
Less: cash and cash equivalent balances disposed of	-
Total	-

FUTUREAGE INFRASTRUCTURE INDIA LIMITED
Notes forming part of Financial Statements for the year ended March 31, 2018
(For Consolidation into the financial information of IL&FS Transportation Networks Limited)

39. Disclosure in respect of Construction Contracts

Particulars	Year ended March 31, 2018	Year ended March 31, 2017
Contract revenue recognised as revenue during the year	-	-

Particulars	As at March 31, 2018	As at March 31, 2017
Cumulative revenue recognised	-	-
Advances received	-	-
Retention Money receivable	-	-
Gross amount due from customers for contract work, disclosed as asset (i.e. Unbilled Revenue)	-	-
Gross amount due to customers for contract work, disclosed as liability (i.e. Unearned Revenue)	-	-

40. Commitments for expenditure

Particulars	As at March 31, 2018	As at March 31, 2017
(a) Estimated amount of contracts remaining to be executed on capital account and not provided for, net of advances paid aggregate ₹ ___ crore (As at March 31, 2017 ₹ ___ crore)	-	-
(b) Other commitments Connectivity charges to Haryana Urban Development Authority	-	-
Total	-	-

41. Contingent liabilities and Letter of awareness and letter of financial support

41.1 Contingent liabilities

Particulars	As at March 31, 2018	As at March 31, 2017
(a) Claims against the Company not acknowledged as debt	-	-
(b) Other money for which the company is contingently liable - Income tax demands contested by the Group - Other tax liability - Royalty to Nagpur Municipal Corporation - Others	-	-
(c) Guarantees/ counter guarantees issued in respect of other companies	-	-
(d) Put option on sale of investment - Contingent liabilities incurred by the Company arising from its interests in joint ventures - Contingent liabilities incurred by the Company arising from its interests in associates	-	-

FUTUREAGE INFRASTRUCTURE INDIA LIMITED
Notes forming part of Financial Statements for the year ended March 31, 2018
(For Consolidation into the financial Information of IL&FS Transportation Networks Limited)

42. Related Party Disclosures

(a) Name of the Related Parties and Description of Relationship:

Nature of Relationship	Name of Entity	Abbreviation used	March 2018	March 2017
Holding Company	IL&FS Transportation Network Limited	ITNL	✓	✓
Fellow Subsidiaries (Only with whom there have been transaction during the period/ there was balance outstanding at the year end)	ISSL CPG BPO Private Limited(earlier known IL&FS Securities Services Limited))	ISSL	⊖	✓
Associates - Direct	Charminar Robo Park Limited	CRL	✓	✓
Key Management Personnel ("KMP")	Mr. M. Kameswara Rao	Equity Share Holder	✓	✓

FUTUREGE INFRASTRUCTURE INDIA LIMITED

Notes forming part of Financial Statements for the year ended March 31, 2018

(For Consolidation into the financial information of IL&FS Transportation Networks Limited)

Related Party Disclosures (contd.)

Year ended March 31, 2018

(b) transactions/ balances with above mentioned related parties (mentioned in note 42 above)

Particulars	Holding Company	Subsidiaries	Fellow Subsidiaries	Associates	Joint Arrangements	Key Management personnel and relatives	Total
Balance							
Advances Recoverable - Short Term						53,45,713	53,45,713
Equity share Capital with Premium	3,00,00,000					2,10,00,000	5,10,00,000
Short-term Borrowings	5,00,000						5,00,000
Transactions							
Borrowings	5,00,000						5,00,000.00

Year ended March 31, 2017

(b) transactions/ balances with above mentioned related parties (mentioned in note 42 above)

Particulars	Holding Company	Subsidiaries	Fellow Subsidiaries	Associates	Joint Arrangements	Key Management personnel and relatives	Total
Balance							
Advances Recoverable - Short Term						53,45,713	53,45,713
Equity share Capital with Premium	3,00,00,000					2,10,00,000	5,10,00,000
Trade Payables			33,490				33,490
Transactions							
Professional Fees			19,000				19,000

FUTUREAGE INFRASTRUCTURE INDIA LIMITED
Notes forming part of Financial Statements for the year ended March 31, 2018
(For Consolidation into the financial information of IL&FS Transportation Networks Limited)

43. Segment Reporting

The Company is engaged in infrastructure business and is a Special Purpose Entity formed for the specific purpose detailed in Note No.1 and thus operates in a single business segment. Also it operates in a single geographic segment. In the absence of separate reportable business or geographic segments the disclosures required under the Indian Accounting Standard (IND AS) 108 – Operating Segment* have not been made

	Surface Transportation Business		Others		Total	
	Year ended March 31, 2018	Year ended March 31, 2017	Year ended March 31, 2018	Year ended March 31, 2017	Year ended March 31, 2018	Year ended March 31, 2017
Revenue						
External						
Intra-Segment						
Segment Revenue						
Segment expenses						
Segment results						
Unallocated income (excluding interest income) (Refer Footnote 3)						
Unallocated expenditure (Refer Footnote 4)						
Finance cost						
Interest Income unallocated						
Tax expense (net)						
Share of profit / (loss) of Joint ventures (net)						
Share of profit / (loss) of Associates (net)						
Profit for the year						
As at March 31, 2018	As at March 31, 2017	As at March 31, 2018	As at March 31, 2017	As at March 31, 2018	As at March 31, 2017	As at March 31, 2017
Segment assets						
Unallocated Assets (Refer Footnote 1)						
Total assets						
Segment liabilities						
Unallocated Liabilities (Refer Footnote 2)						
Total liabilities						
Capital Expenditure for the year						
Depreciation and amortisation expense						
Non cash expenditure other than depreciation for the year						3,58,749.00

(III) Secondary - Geographical Segments:

Particulars	India		Outside India		Outside India	
	Year ended March 31, 2018	Year ended March 31, 2018	Year ended March 31, 2017	Year ended March 31, 2017	Year ended March 31, 2017	Year ended March 31, 2017
Revenue - External						
Capital Expenditure						
Segment Assets	As at March 31, 2018	As at March 31, 2018	As at March 31, 2017	As at March 31, 2017	As at March 31, 2017	As at March 31, 2017

Footnotes:

- 1) Unallocated assets include investments, advance towards share application money, loans given, interest accrued, option premium, deferred tax assets, advance payment of taxes (net of provision) unpaid dividend accounts and fixed deposits placed for a period exceeding 3 months, goodwill on consolidation etc.
- 2) Unallocated liabilities include borrowings, interest accrued on borrowings, deferred tax liabilities (net), provision for tax (net), unpaid dividends etc.
- 3) Unallocated income includes Profit on sale of investment (net), Advertisement income, Excess provisions written back, Miscellaneous income and Exchange rate fluctuation.
- 4) Unallocated expenditure includes Exchange rate fluctuation, Directors' fees and Brand subscription fees.

FUTUREAGE INFRASTRUCTURE INDIA LIMITED
Notes forming part of Financial Statements for the year ended March 31, 2018
(For Consolidation into the financial information of IL&FS Transportation Networks Limited)

44 Approval of financial statements

The Financial statements were approved for issue by the Board of Directors on April 25, 2018.

45 Previous Year Figures

Corresponding figures for the previous year have been reclassified and presented in accordance with the current year presentation.

In terms of our report attached.
For **SSGRP & ASSOCIATES**
Chartered Accountants



R Chengal Reddy
Partner
Membership No.: 221424



Place: Mumbai
Date April 25, 2018

For and on behalf of the Board



Mr. S. Subramanian
Director
DIN: 06552677



Mr. Kazim R. Khan
Director
DIN: 05188955

Place: Mumbai
Date April 25, 2018

FUTUREAGE INFRASTRUCTURE INDIA LIMITED

Audit for the year ended March 31, 2018

Differences in Accounting Policies & Disclosures

Accounting Policies Differences

Accounting Policy of consolidating entity	Accounting Policy of ITNL	Difference (Explain)	Impact (Estimated if not quantified)	Action proposed
			₹	

*only if impact as quantified or likely to be greater than ₹ 1.20 Mn

Indicate Accounting Policy followed by Component for the items not covered in ITNL Accounting Policy

Accounting Policy of consolidating entity and its financial impact

For Futureage Infrastructure India Limited

In terms of our clearance memorandum attached
 For **SSGRP & ASSOCIATES**
 Chartered Accountants



 Authorized Signatory

 Place: Mumbai
 Date April 25, 2018


R Chengal Reddy
 Partner
Membership No.: 221424
 Place: Mumbai
 Date April 25, 2018


Annexure - 3

FUTUREAGE INFRASTRUCTURE INDIA LIMITED

Shareholding Pattern as at March 31, 2018

Sr. No.	Name of the Shareholder	March 31, 2018	
		No of Shares Held	% Holding
1	IL&FS Transportation Networks Limited	30,00,000	58.48%
2	Mr. M. Kameswara Rao	21,00,000	40.94%
3	Mrs. M S Lakshmi	3,000	0.06%
4	Mr. M V R Kumar	10,000	0.19%
5	Mr. M Rama Rao	10,000	0.19%
6	Mr. C Vasantha Rao	4,000	0.08%
7	Mr. K. Durga Prasad	3,000	0.06%
	Total	51,30,000	100.00%

For Futureage Infrastructure India Limited



Authorised Signatory

Place: Mumbai
Date April 25, 2018

FUTUREAGE INFRASTRUCTURE INDIA LIMITED

Movement in Shareholding Pattern for the year ended March 31, 2018

Date of Purchase/sale /new Issue/buy back etc.	No. of Equity Shares	Transaction price	Details of Purchaser/Investor / Seller	Net Asset Value calculation as on date of the transaction

For Futureage Infrastructure India Limited



Authorised Signatory
Place: Mumbai
Date April 25, 2018In terms of our clearance memorandum attached
For SSGRP & ASSOCIATES
Chartered Accountants

R Chengal Reddy
Partner
Membership No.: 221424Place: Mumbai
Date April 25, 2018

FUTUREAGE INFRASTRUCTURE INDIA LIMITED
Audit for the year ended March 31, 2018

(Part 1) - Provision for Overlay

Provision for overlay in respect of toll roads maintained by the Group under service concession arrangements and classified as intangible assets represents contractual obligations to restore an infrastructure facility to a specified level of serviceability in respect of such asset. Estimate of the provision is measured using a number of factors, such as current contractual requirements, technology, expert opinions and expected price levels. Because actual cash flows can differ from estimates due to changes in laws, regulations, public expectations, technology, prices and conditions, and can take place many years in the future, the carrying amounts of provision is reviewed at regular intervals and adjusted to take account of such changes.

Accordingly, provision for overlay in respect of such service concession agreements are based on above assumptions.

Movements in provision made for overlay made in respect of Intangible Assets under SCA are tabulated below:

Particulars	As at March 31, 2018		As at March 31, 2017	
	Non-Current	Current	Non-Current	Current
Opening balance as on	-	-	-	-
Provision made during the year				
Provision utilised				
Adjustment for Foreign exchange fluctuation during the year				
Adjustment for reclassification during the year				
Closing balance as on	-	-	-	-

In terms of our clearance memorandum attached
For SSGRP & ASSOCIATES
 Chartered Accountants



R Chungal Reddy
 Partner
 Membership No.: 221424



Place: Mumbai
 Date April 25, 2018

For Futureage Infrastructure India Limited



Authorised Signatory

Place: Mumbai
 Date April 25, 2018

FUTUREAGE INFRASTRUCTURE INDIA LIMITED
Audit for the year ended March 31, 2018

(Part 2) - Estimates Used (Intangible Assets)

As per the accounting policy followed by the Group :-

Under Service Concession Arrangement (SCA), where a Special Purpose Vehicle (SPV) has received the right to charge users of a public service, such rights are recognized and classified as "Intangible Assets". Such a right is an unconditional right to receive consideration however the amounts are contingent to the extent that the public uses the service.

The book value of such an Intangible Asset is recognized by the SPV at the fair value of the constructed asset which comprises of the actual construction cost plus the margins as per the SCA.

The Intangible Asset is amortised on the basis of units of usage method over the lower of the remaining concession period or useful life of such intangible asset, in terms of each SCA.

Estimates of margins are based on internal evaluation by the management. Estimates of units of usage, toll rates, contractual liability for overlay expenditure and the timing of the same are based on technical evaluations and / or traffic study estimates by external agencies.

These factors are consistent with the assumptions made in the previous years.

The key elements have been tabulated below:

	Upto March 31, 2018
Margin on construction services recognised in respect of intangible assets (₹)	-
Amortisation charge in respect of intangible assets (₹)	
Units of usage (No. of vehicles) (over the entire life of concession period)	
Total Estimated Revenue for project (over the entire life of concession period)	
	As at March 31, 2018
Carrying amounts of intangible assets (₹)	
Carrying amounts of intangible assets under development (₹)	
Provision for overlay in respect of intangible assets (₹)	-
	For the year ended March 31, 2018
Amortisation charge in respect of intangible assets (₹)	

Particulars	Amount ₹
Total estimated cost till the end of the construction period	
Total estimated margin till the end of the construction period	

Particulars	Amount ₹
Opening Margins till March 31, 2017	
During the period under audit	
Construction Revenue	
Construction Cost	
Margin	-
Margins Recognised till the balance sheet date upto March 31, 2018	-

Margin Percentage Applied on Construction Cost to recognise Construction Revenue	%
--	---

In terms of our clearance memorandum attached
 For SSGRP & ASSOCIATES
 Chartered Accountants

R Chengal Reddy
 Partner
 Membership No.: 221424

Place Mumbai
 Date April 25, 2018



For Futureage Infrastructure India Limited

Authorised Signatory

Place Mumbai
 Date April 25, 2018

FUTUREAGE INFRASTRUCTURE INDIA LIMITED
Audit for the year ended March 31, 2018

(Part 3) - Estimates Used (Financial Assets)

As per the accounting policy followed by the Group:-

Under a Service Concession Arrangement (SCA), where a Special Purpose Vehicle (SPV) has acquired contractual rights to receive specified determinable amounts (Annuity) for use of an asset, such amounts are recognised as "Financial Assets" and are disclosed as "Receivable against Service Concession Arrangements"

The value of a Financial Asset covered under a SCA includes the fair value estimate of the construction services which is estimated at the inception of the contract and is based on the fair value of the constructed asset and comprises of the actual construction cost, a margin as per the SCA, estimates of the future operating and maintenance costs, including overlay / renewal costs

The cash flows from a Financial Asset commences from the Provisional / Final Commercial Operation Date as certified by the granting authority for the SCA.

The cash flow from a Financial Asset is accounted using the effective interest rate method. The intrinsic interest element in each Annuity receipt is accounted as finance income and the balance amount is accounted towards recovery of dues from the "Receivable against Service Concession Arrangements"

These factors are consistent with the assumptions made in the previous years.

The key elements have been tabulated below:

	Upto / as at March
	31, 2018
	Amount ₹
Margin on construction and operation and maintenance and renewal services recognised in respect of Financial Assets	-
Carrying amounts of Financial Assets included under Receivables against Service Concession Arrangements	-
Revenue recognised on Financial Assets on the basis of effective interest method	-

Particulars	Amount ₹
Total estimated cost till the end of the construction period	
Total estimated margin till the end of the construction period	

Particulars	Amount ₹
March 31, 2017	-
Opening Margins as per last year notes	-
Construction Revenue	-
Construction Cost	-
O & M Revenue	-
O & M Cost	-
Periodic Maintenance Revenue	-
Periodic Maintenance Cost	-
Margin	-
Margins Recognised till the balance sheet date	-

Receivable on SCA as at March 31, 2018	-
--	---

Margin Percentage Applied on Construction Cost to recognise Construction Revenue	%
--	---

Financial Income	Amount ₹
Revenue recognised on Financial Assets on the basis of effective interest method	
Up to March 31, 2015	
March 31, 2017	
March 31, 2018	
Total	-

Financial Assets Reco:		
Particulars	Current	Non-Current
Opening Receivables under Service Concession Arrangements		
Add - Additions during the year		
Less - Receipt of Annuity		
Closing Receivables Balance as per Balance Sheet	-	-

In terms of our clearance memorandum attached
For SSGRP & ASSOCIATES
Chartered Accountants


R Chengal Reddy
Partner
Membership No.: 221424

Place Mumbai
Date April 25, 2018



For Futureage Infrastructure India Limited


Authorised Signatory

Place Mumbai
Date April 25, 2018

FUTUREAGE INFRASTRUCTURE INDIA LIMITED
Audit for the year ended March 31, 2018

(Part 4) - Other Information

Significant terms of Service Concession Arrangements (SCA) are provided below.

Particulars	Project 1	Project 2
Nature of Asset	Intangible / Financial Asset	Intangible / Financial Asset
Year when SCA granted	20XX	20XX
Period	__ years	__ years
Extension of period	No / At the discretion of grantor / __ years at a time	No / At the discretion of grantor / __ years at a time
Completed/Under Construction	Completed / Under Construction	Completed / Under Construction
Premature Termination	Force Majeure or on event of default by either party	Force Majeure or on event of default by either party
Special term	XXX	XXX

In terms of our clearance memorandum attached
For SSGRP & ASSOCIATES
Chartered Accountants



R Chengal Reddy
Partner
Membership No.: 221424



Place: Mumbai
Date April 25, 2018

For Futureage Infrastructure India Limited



Authorised Signatory

Place: Mumbai
Date April 25, 2018

FUTUREAGE INFRASTRUCTURE INDIA LIMITED
Audit for the year ended March 31, 2018

List of Related Parties and transactions / balances with them not included In Related Party Disclosures in Notes to Accounts.

Part 1

1. Name of the related parties and description of relationship:

Nature of Relationship with "IL&FS"	Name of Entity	Acronym used
Holding Company :	NOT APPLICABLE	
Fellow Subsidiaries		
Associates :		
Co - Venture :		
Key Management personnel :		

2. Details of balances and transactions during the period with related parties

Account head	Name of Entity	31-Mar-18	31-Mar-17
Balances:			
NOT APPLICABLE			
Account head	Name of Entity	31-Mar-18	31-Mar-17
Transactions:			
NOT APPLICABLE			

3. Managerial Remuneration to Key Management Personnel (KMP) for Related Party Disclosure:

Name	Remuneration	Director's Sitting Fees	Rent	Interest payment	Others (Specify, if any) (See Note below)	Total
Mr Ravi Parthasarathy	NOT APPLICABLE					-
Mr Hari Sankaran						-
Mr Arun K Saha						-
Mr Vibhav Kapoor						-
Mr Manu Kochhar						-
Mr Ramesh C Bawa						-
Mr K Ramchand						-
Mr Shahzaad Dalal						-
Ms Vishpala Parthasarathy						-
Ms Sulagna Saha						-
Ms Nafisa Dalal						-
Mr Faizaan Dalal						-

Note: Please add respective columns for the outstanding balances with the above KMPs also in addition to Profit & Loss transactions

Part 2

1. Name of the related parties and description of relationship:

Nature of Relationship with "ITNL"	Name of Entity	Acronym used
Holding Company :	NOT APPLICABLE	
Fellow Subsidiaries		
Associates :		
Co - Venture		
Key Management personnel :		


2. Details of balances and transactions during the period with related parties

Account head	Name of Entity	31-Mar-18	31-Mar-17
Balances:			
NOT APPLICABLE			
Account head	Name of Entity	31-Mar-18	31-Mar-17
Transactions:			
NOT APPLICABLE			

In terms of our clearance memorandum attached
For SSGRP & ASSOCIATES
Chartered Accountants

R Chengal Reddy
Partner
Membership No.: 221424

Place Mumbai
Date April 25, 2018



For Futureage Infrastructure India Limited

Authorized Signatory

Place Mumbai
Date April 25, 2018

[Signature]


FUTUREAGE INFRASTRUCTURE INDIA LIMITED
Audit for the year ended March 31, 2018

Movement of Investments for Cash flow

All the movements in Long term Investment needs to be given under following table to identify the cash flow impact

Script	Opening Balance as of 1/4/2017	Purchase Amount	Cost of Sale	Profit / (Loss)	Sale Value	Forex adjustments	Other adjustments	Transfer	Closing Balance as of 31/3/2018	Remarks
									-	
									-	
									-	
									-	
									-	
									-	

In terms of our clearance memorandum attached
For SSGRP & ASSOCIATES
 Chartered Accountants



R Chengal Reddy
 Partner
 Membership No.: 221424

Place: Mumbai
 Date April 25, 2018



For Futureage Infrastructure India Limited



Authorised Signatory

Place: Mumbai
 Date April 25, 2018

FUTUREAGE INFRASTRUCTURE INDIA LIMITED
Audit for the year ended March 31, 2018

Variance Analysis with Comparatives:

All the Companies needs to provide reasons / justifications of variances in comparison with previous period

(1) Balance sheet :

Liabilities	March 31, 2018	March 31, 2017	Increase / (Decrease)	Reasons for variance
ASSETS				
Non-current Assets				
(a) Property, plant and equipment	67	67	-	
(b) Capital work-in-progress	-	-	-	
(c) Investment property	-	-	-	
(d) Intangible assets	-	-	-	
(i) Goodwill	-	-	-	
(ii) under SCA	-	-	-	
(iii) others	-	-	-	
(iv) Intangible assets under development	-	-	-	
(e) Financial assets	-	-	-	
(i) Investments	-	-	-	
a) Investments in associates	-	-	-	
b) Investments in joint ventures	-	-	-	
c) Other investments	-	-	-	
(ii) Trade receivables	-	-	-	
(iii) Loans	-	-	-	
(iv) Other financial assets	3,80,240	3,80,240	-	
(f) Tax assets	-	-	-	
(i) Deferred Tax Asset (net)	-	-	-	
(ii) Current Tax Asset (Net)	33,42,130	33,42,130	-	
(g) Other non-current assets	53,45,713	53,45,713	-	
Total Non-current Assets				
Current Assets				
(a) Inventories	-	-	-	
(b) Financial assets	-	-	-	
(i) Investments	-	-	-	
(ii) Trade receivables	-	-	-	
(iii) Cash and cash equivalents	2,14,727	44,325	1,70,402	
(iv) Bank balances other than (iii) above	-	-	-	
(v) Loans	-	-	-	
(vi) Other financial assets	-	-	-	
(c) Current tax assets (Net)	-	-	-	
(d) Other current assets	-	-	-	
Assets classified as held for sale	-	-	-	
Total Current Assets				
Total Assets	92,82,877	91,12,476	1,70,402	
EQUITY AND LIABILITIES				
Equity	5,13,00,000	5,13,00,000	-	
(a) Equity share capital	(4,43,45,507)	(4,41,07,624)	(2,37,883)	
(b) Other Equity	-	-	-	
Equity attributable to owners of the Company	-	-	-	
Non-controlling Interests	-	-	-	
Total Equity				
LIABILITIES				
Non-current Liabilities				
(a) Financial Liabilities	-	-	-	
(i) Borrowings	-	-	-	
(ii) Trade payables	-	-	-	
(iii) Other financial liabilities	-	-	-	
(b) Provisions	-	-	-	
(c) Deferred tax liabilities (Net)	-	-	-	
(d) Other non-current liabilities	-	-	-	
Total Non-current Liabilities				
Current Liabilities				
(a) Financial liabilities	-	-	-	
(i) Borrowings	5,00,000	-	5,00,000	
(ii) Trade payables	17,79,884	16,72,849	1,07,035	
(iii) Current maturities of long term debt	-	-	-	
(iv) Other financial liabilities	-	-	-	
(b) Provisions	30,000	2,47,250	(2,17,250)	
(c) Current tax liabilities (Net)	-	-	-	
(d) Other current liabilities	18,500	-	18,500	
Liabilities directly associated with assets classified as held for sale	-	-	-	
Total Current Liabilities				
Total Liabilities				
Total Equity and Liabilities	92,82,877	91,12,476	1,70,402	


FUTUREAGE INFRASTRUCTURE INDIA LIMITED
Audit for the year ended March 31, 2018

(2) Statement of Profit and Loss:

Statement of Profit and Loss	March 31, 2018	March 31, 2017	Increase / (Decrease)	Reasons for variance
Income				
Revenue from Operations	-	-	-	
Other income	-	15,50,023	(15,50,023.00)	
Total Income	-	15,50,023	(15,50,023.00)	
Expenses				
Cost of Material consumed	-	-	-	
Construction Costs	-	-	-	
Operating expenses	-	-	-	
Employee benefits expense	-	-	-	
Finance costs	-	-	-	
Depreciation and amortisation expense	-	3,58,749	(3,58,749.00)	
Impairment loss on financial assets	-	-	-	
Reversal of impairment on financial assets	-	-	-	
Other expenses	2,37,883	1,67,30,571	(1,64,92,687.62)	
Total expenses	2,37,883	1,70,89,320	(1,68,51,436.62)	
Add: Share of profit/(loss) of associates				
Add: Share of profit/(loss) of joint ventures				
Profit before exceptional items and tax	(2,37,883)	(1,55,39,297)	1,53,01,413.62	
Add: Exceptional items	-	-	-	
Profit before tax	(2,37,883)	(1,55,39,297)	1,53,01,413.62	
Less: Tax expense				
(1) Current tax	-	-	-	
(2) Deferred tax	-	-	-	
Profit for the period from continuing operations (I)	(2,37,883)	(1,55,39,297)	1,53,01,413.62	
Profit from discontinued operations before tax	-	-	-	
Tax expense of discontinued operations	-	-	-	
Profit from discontinued operations (after tax) (II)				
Profit for the period (III=I+II)	(2,37,883)	(1,55,39,297)	1,53,01,413.62	
Other Comprehensive Income				
A (i) Items that will not be reclassified to profit or loss				
(a) Changes in revaluation surplus	-	-	-	
(b) Remeasurements of the defined benefit plans	-	-	-	
(c) Equity instruments through other comprehensive income	-	-	-	
(d) Others (specify nature)	-	-	-	
(e) Share of other comprehensive income in associates and joint ventures, to the extent not to be reclassified to profit or loss	-	-	-	
A (ii) Income tax relating to items that will not be reclassified to profit or loss				
B (i) Items that may be reclassified to profit or loss				
(a) Exchange differences in translating the financial statements of foreign operations including the gain / loss on related hedging instrument	-	-	-	
(b) Debt instruments through other comprehensive income	-	-	-	
(c) Effective portion of gains and losses on designated portion of hedging instruments in a cash flow hedge	-	-	-	
(d) Others (specify nature)	-	-	-	
(e) Share of other comprehensive income in associates and joint ventures, to the extent that may be reclassified to profit or loss	-	-	-	
B (ii) Income tax relating to items that may be reclassified to profit or loss				
Total other comprehensive income (IV=A (i-ii)+B(i-ii))				
Total comprehensive income for the period (III+IV)	(2,37,883)	(1,55,39,297)	1,53,01,414	
Profit for the period attributable to:				
- Owners of the Company	-	-	-	
- Non-controlling interests	-	-	-	
Other comprehensive income for the period attributable to:				
- Owners of the Company	-	-	-	
- Non-controlling interests	-	-	-	
Total comprehensive income for the period attributable to:				
- Owners of the Company	-	-	-	
- Non-controlling interests	-	-	-	

In terms of our clearance memorandum attached
For SSGRP & ASSOCIATES
Chartered Accountants

R. Chenzal Reddy
Partner - M.No. 22
Date - April 25, 2018



For Futureage Infrastructure India Limited

Authorised Signatory

FUTUREAGE INFRASTRUCTURE INDIA LIMITED
Audit for the year ended March 31, 2018

R Chengal Reddy
Partner
Membership No.: 221424

Place: Mumbai
Date April 25, 2018

Annexure - 8

Authorised Signatory

Place: Mumbai
Date April 25, 2018

FUTUREAGE INFRASTRUCTURE INDIA LIMITED
Audit for the year ended March 31, 2018

Utilisation of fund investments by Parent Company in Toll / Rail / Checkpost Project Company under construction during year ended March 31, 2018

Project Company	Financial Year of Investment	Instrument	Name of Parent company	Incremental Investment by Parent Company in Project (Rs)	Amount used in project / construction activity by Project Company (Rs)	Amount used for general administrative expenses by Project Company (Rs)	Amount lying in FD, cash / bank balance (Rs)	Amount used for any other purposes (Pls define) by Project Company (Rs)	Project Status Operational / Under construction	Project Commissioning date	Remarks (If any)	
Futureage Infrastructure India Limited	Up to FY 2014-15	Equity shares	IL&FS Transportation Networks Ltd.	3,00,00,000								
		Adv - Invest										
		Pref shares										
			Others (Pls specify)									
	For 2015-16	Equity shares	IL&FS Transportation Networks Ltd.									
		Adv - Invest										
		Pref shares										
			Others (Pls specify)									
	For 2016-17	Equity shares	IL&FS Transportation Networks Ltd.									
		Adv - Invest										
		Pref shares										
			Others (Pls specify)									
For 2017-18	Equity shares	IL&FS Transportation Networks Ltd.										
	Adv - Invest											
	Pref shares											
		Others (Pls specify)										

Project Company	Financial Year of Investment	Instrument	Name of Parent company	Incremental Investment by Parent Company in Project (Rs)	Amount used in project / construction activity by Project Company (Rs)	Amount used for general administrative expenses by Project Company (Rs)	Amount lying in FD, cash / bank balance (Rs)	Amount used for any other purposes (Pls define) by Project Company (Rs)	Project Status Operational / Under construction	Project Commissioning date	Remarks (If any)	
Futureage Infrastructure India Limited	As of March 31, 2018	Equity shares	IL&FS Transportation Networks Ltd.	3,00,00,000								
		Adv - Invest										
		Pref shares										
		Others (Pls specify)										

In terms of our report attached
 For SSGRP & ASSOCIATES
 Chartered Accountants



R Chengal Reddy
 Partner
 Membership No 221424

Place: Mumbai
 Date: April 25, 2018

For Futureage Infrastructure India Limited

[Signature]
 Authorised Signatory

Place: Mumbai
 Date: April 25, 2018

FUTUREAGE INFRASTRUCTURE INDIA LIMITED
FCTR WORKING FOR CASHFLOW PURPOSE MARCH 2018

Opening Exchange Rate
 Closing Exchange rate 8.5586
 Capital transaction Average R 8.5572
 Average Exchange rate 8.6044

Annexure 10

(In currency of respective Foreign Companies)

	As at March 31, 2018	As at March 31, 2017	March 2018 In INR	March 2017 In INR	Difference In INR	Difference in FC Amt	Exchange Rate	Amount In INR	Expected March 2018 INR	FCTR Difference	Adjustment for Capital Movement	FCTR Difference (Rs)	In Cash Flow
ASSETS													
Non-current Assets													
(1) Property, plant and equipment	-	-	-	-	-	-	8.60	-	-	-	#DIV/0!	#DIV/0!	#DIV/0!
(2) Investment property	-	-	-	-	-	-	8.60	-	-	-	#DIV/0!	#DIV/0!	#DIV/0!
(3) Intangible assets	-	-	-	-	-	-	8.60	-	-	-	#DIV/0!	#DIV/0!	#DIV/0!
(4) Goodwill	-	-	-	-	-	-	8.60	-	-	-	#DIV/0!	#DIV/0!	#DIV/0!
(5) Cash SCA	-	-	-	-	-	-	8.60	-	-	-	#DIV/0!	#DIV/0!	#DIV/0!
(6) Others	-	-	-	-	-	-	8.60	-	-	-	#DIV/0!	#DIV/0!	#DIV/0!
(7) Intangible assets under development	-	-	-	-	-	-	8.60	-	-	-	#DIV/0!	#DIV/0!	#DIV/0!
(8) Financial assets	-	-	-	-	-	-	8.60	-	-	-	#DIV/0!	#DIV/0!	#DIV/0!
(9) Investments	-	-	-	-	-	-	8.60	-	-	-	#DIV/0!	#DIV/0!	#DIV/0!
a) Investments in associates	-	-	-	-	-	-	8.60	-	-	-	#DIV/0!	#DIV/0!	#DIV/0!
b) Investments in joint ventures	-	-	-	-	-	-	8.60	-	-	-	#DIV/0!	#DIV/0!	#DIV/0!
c) Other investments	-	-	-	-	-	-	8.60	-	-	-	#DIV/0!	#DIV/0!	#DIV/0!
(10) Trade receivables	-	-	-	-	-	-	8.60	-	-	-	#DIV/0!	#DIV/0!	#DIV/0!
(11) Loans	-	-	-	-	-	-	8.60	-	-	-	#DIV/0!	#DIV/0!	#DIV/0!
(12) Other financial assets	-	-	-	-	-	-	8.60	-	-	-	#DIV/0!	#DIV/0!	#DIV/0!
(13) Tax assets	-	-	-	-	-	-	8.60	-	-	-	#DIV/0!	#DIV/0!	#DIV/0!
(14) Deferred Tax Asset (Net)	-	-	-	-	-	-	8.60	-	-	-	#DIV/0!	#DIV/0!	#DIV/0!
(15) Current Tax Asset (Net)	-	-	-	-	-	-	8.60	-	-	-	#DIV/0!	#DIV/0!	#DIV/0!
(16) Other non-current assets	-	-	-	-	-	-	8.60	-	-	-	#DIV/0!	#DIV/0!	#DIV/0!
Current Assets													
(17) Inventories	-	-	-	-	-	-	8.60	-	-	-	#DIV/0!	#DIV/0!	#DIV/0!
(18) Financial assets	-	-	-	-	-	-	8.60	-	-	-	#DIV/0!	#DIV/0!	#DIV/0!
(19) Investments	-	-	-	-	-	-	8.60	-	-	-	#DIV/0!	#DIV/0!	#DIV/0!
(20) Trade receivables	-	-	-	-	-	-	8.60	-	-	-	#DIV/0!	#DIV/0!	#DIV/0!
(21) Cash and cash equivalents	-	-	-	-	-	-	8.60	-	-	-	#DIV/0!	#DIV/0!	#DIV/0!
(22) Bank balances other than (21) above	-	-	-	-	-	-	8.60	-	-	-	#DIV/0!	#DIV/0!	#DIV/0!
(23) Loans	-	-	-	-	-	-	8.60	-	-	-	#DIV/0!	#DIV/0!	#DIV/0!
(24) Other financial assets	-	-	-	-	-	-	8.60	-	-	-	#DIV/0!	#DIV/0!	#DIV/0!
(25) Current tax assets (Net)	-	-	-	-	-	-	8.60	-	-	-	#DIV/0!	#DIV/0!	#DIV/0!
(26) Other current assets	-	-	-	-	-	-	8.60	-	-	-	#DIV/0!	#DIV/0!	#DIV/0!
Assets classified as held for sale	-	-	-	-	-	-	8.60	-	-	-	#DIV/0!	#DIV/0!	#DIV/0!
Total Assets	-	-	-	-	-	-	-	-	-	-	#DIV/0!	#DIV/0!	#DIV/0!

69

FUTUREAGE INFRASTRUCTURE INDIA LIMITED
FCTR WORKING FOR CASHFLOW PURPOSE MARCH 2018

Opening Exchange Rate
 Closing Exchange rate 8.6586
 Capital transaction Average R 8.5573
 Average Exchange rate 8.6044

(In currency of respective Foreign Companies)

	As at March 31, 2018	As at March 31, 2017	March 2018 in INR	March 2017 in INR	Difference in INR	Difference in FC Amt	Exchange Rate	Amount in INR	Expected March 2018 INR	FCTR Difference	Adjustment for Capital Movement	FCTR Difference (Net)	In Cash Flow
EQUITY AND LIABILITIES:													
Equity													
(i) Equity share capital			8.54										
(ii) Other Equity (FCTR Balance not to be recognized)			8.60										
Non-controlling interests			8.60										
LIABILITIES													
Non-current Liabilities													
(a) Financial Liabilities			8.60								#DIV/0!	#DIV/0!	#DIV/0!
(i) Borrowings			8.60								#DIV/0!	#DIV/0!	#DIV/0!
(ii) Trade payables			8.60								#DIV/0!	#DIV/0!	#DIV/0!
(iii) Other Financial liabilities			8.60								#DIV/0!	#DIV/0!	#DIV/0!
(b) Provisions			8.60								#DIV/0!	#DIV/0!	#DIV/0!
(i) Deferred tax liabilities (net)			8.60								#DIV/0!	#DIV/0!	#DIV/0!
(ii) Other non-current liabilities			8.60								#DIV/0!	#DIV/0!	#DIV/0!
Current Liabilities													
(a) Financial liabilities			8.60								#DIV/0!	#DIV/0!	#DIV/0!
(i) Borrowings			8.60								#DIV/0!	#DIV/0!	#DIV/0!
(ii) Trade payables			8.60								#DIV/0!	#DIV/0!	#DIV/0!
(iii) Current liabilities of long-term debt			8.60								#DIV/0!	#DIV/0!	#DIV/0!
(iv) Other Financial liabilities			8.60								#DIV/0!	#DIV/0!	#DIV/0!
(b) Provisions			8.60								#DIV/0!	#DIV/0!	#DIV/0!
(i) Current tax liabilities (net)			8.60								#DIV/0!	#DIV/0!	#DIV/0!
(ii) Other current liabilities			8.60								#DIV/0!	#DIV/0!	#DIV/0!
Liabilities due to associates with assets classified as held for sale			8.60								#DIV/0!	#DIV/0!	#DIV/0!
Total Equity and Liabilities											#DIV/0!	#DIV/0!	#DIV/0!

FCTR Opening
 FCTR Closing
 Movement
 Difference

Should Tally with the FCTR Movement FY 2016-17

#DIV/0!

In terms of our disclosure memorandum issued for SOCP & ASSOCIATES Chartered Accountants

R. Chandra Reddy
 Partner
 Membership No.: 221428
 Place: Mumbai
 Date: April 25, 2018



For Futureage Infrastructure India Limited

Authorized Signatory

Place: Mumbai
 Date: April 25, 2018

1 Capital management

The Group endeavours to maintain sufficient levels of working capital, current assets, and current liabilities which helps the company to meet its expense obligations while also maintaining sufficient cash flow

The capital structure of the Group consists of net debt (borrowings as detailed in notes 18 offset by cash and bank balances) and equity of the Company (comprising issued capital, reserves, retained earnings and non-controlling interests as detailed in notes 15 to 17). The capital structure of the Group is reviewed by the management on a periodic basis.

1.1 Gearing ratio

The gearing ratio at end of the reporting period was as follows.

Particulars	As at March 31, 2018	As at March 31, 2017
Debt (i)	5,00,000	-
Cash and bank balances (including cash and bank balances in a disposal company held for sale)	2,14,727	44,325
Net debt	2,85,273	(44,325)
Total Equity (ii)	5,13,00,000	5,13,00,000
Net debt to total equity ratio	0.01	(0.00)

Footnotes:

(i) Debt is defined as long- and short-term borrowings including interest accrued (excluding derivative), as described in notes 18

(ii) Equity includes all capital and reserves of the Company that are managed as capital.

In order to achieve its overall objective, the Group's risk management committee, amongst other things, aims to ensure that it meets the financial covenants attached to the borrowings. Breaches in meeting the financial covenants would permit the bank to seek action as per terms of the agreement.


2 Categories of financial instruments

Particulars	As at March 31, 2018	As at March 31, 2017
Financial assets		
<u>Fair value through profit and loss (FVTPL)</u>		
Investment in equity instruments	-	-
<u>Derivative instruments designated as cash flow hedge</u>	-	-
<u>At amortised cost</u>		
Investment in equity instruments		
Loans	-	-
Trade receivables	-	-
Cash & cash equivalents; and bank balances (including Balances with Banks in deposit accounts under lien)	2,14,727	44,325
SCA receivable	-	-
Other financial assets (excluding Balances with Banks in deposit accounts under lien)	3,80,240	3,80,240
Financial liabilities		
<u>Financial Liabilities</u>		
<u>Derivative instruments designated as cash flow hedge</u>	-	-
<u>At amortised cost</u>		
Borrowings (including interest accrued)	5,00,000	-
Trade payables	17,79,884	16,72,849
Other financial liabilities (excluding interest accrued)	-	-

In terms of our clearance memorandum attached
For SSGRP & ASSOCIATES
Chartered Accountants

R Chengal Reddy
Partner
Membership No.: 221424

Place Mumbai
Date April 25, 2018



For Futureage Infrastructure India Limited

Authorised Signatory

Place: Mumbai
Date April 25, 2018

FINANCIAL INSTRUMENTS

3 Financial risk management objectives
The Company's Corporate Treasury function monitors and manages the financial risks relating to the operations of The Company. These risks include market risk (including currency risk, interest rate risk and other price risk), credit risk and liquidity risk

The Company seeks to minimise the effects of these risks by using derivative financial instruments to hedge risk exposures. The use of financial derivatives is governed by The Company's policies approved by the Board of Directors, which provide written principles on foreign exchange risk, interest rate risk, credit risk, the use of financial derivatives and non-derivative financial instruments, and the investment of excess liquidity. Compliance with policies and exposure limits is reviewed by the internal auditors on a continuous basis. The Company does not enter into or trade in financial instruments, including derivative financial instruments, for speculative purposes. The Corporate Treasury function reports to The Company's risk management committee, an independent body that monitors risks and policies implemented to mitigate risk exposures

4 Market risk
The Company does not have activities that exposes it primarily to the financial risks of changes in foreign currency exchange rates and interest rates. The Company enters into cross currency interest rate swaps to mitigate the risk of rising interest rates to manage its exposure to foreign currency risk and interest rate risk
There has been no change to The Company's exposure to market risks or the manner in which these risks are managed and measured

5 Foreign currency risk management
The company undertakes transactions denominated in foreign currencies; consequently, exposures to exchange rate fluctuations arise. Exchange rate exposures are managed within approved policy parameters utilising forward foreign exchange contracts and/or cross currency swaps
The carrying amounts of the company's foreign currency denominated monetary assets and monetary liabilities at the end of the reporting period are as follows:

Particulars	ITNL and its subsidiaries			Other than ITNL and its subsidiaries			Total	
	Liabilities as at (INR) As at March 31, 2018	As at March 31, 2017	As at March 31, 2018	Liabilities as at (INR) As at March 31, 2018	As at March 31, 2017	As at March 31, 2018	Liabilities as at (INR) As at March 31, 2018	As at March 31, 2017
USD								
Euro								
CNY								
AED								
VND								
Botswana Pula								
Dominican Peso								
Ethiopian Birr								
Mexican Peso								
Add other currencies								

5.1 Foreign currency sensitivity analysis
The company is mainly exposed to the US Dollars, Euro, Chinese Yuan and Arab Emirates Dirham
The following table details the company's sensitivity to a 10% increase and decrease in the ₹ against the relevant foreign currencies. 10% sensitivity indicates management's assessment of the reasonable possible change in foreign exchange rates. The sensitivity analysis includes only outstanding foreign currency denominated monetary items and adjusts their translation at the period end for a 10% change in foreign currency rates.

	USD		Euro		CNY		AED		Add other Currencies	
	As at March 31, 2018	As at March 31, 2017	As at March 31, 2018	As at March 31, 2017	As at March 31, 2018	As at March 31, 2017	As at March 31, 2018	As at March 31, 2017	As at March 31, 2018	As at March 31, 2017
Profit or loss										
Equity										
	Botswana Pula		Dominican Peso		Ethiopian Birr		Mexican Peso			
Profit or loss	As at March 31, 2018	As at March 31, 2017	As at March 31, 2018	As at March 31, 2017	As at March 31, 2018	As at March 31, 2017	As at March 31, 2018	As at March 31, 2017	As at March 31, 2018	As at March 31, 2017
Equity										

In management's opinion, the sensitivity analysis is unrepresentative of the inherent foreign exchange risk because the exposure at the end of the reporting period does not reflect the exposure during the year.

38.5.2 Cross currency swap contracts

Under these swap contracts, the company agrees to exchange the difference between fixed interest amounts based on functional currency notional principal amounts and floating rate interest amounts calculated on agreed foreign currency notional principal amounts. Also the Company agrees to exchange difference between the functional currency notional principal amount and the amount calculated based on the spot exchange rates on the foreign currency notional principal amount on specified dates. Such contracts enable the company to mitigate the risk of changing interest rates and foreign exchange rates on the cash flows of issued foreign currency variable rate debt. The fair value of these swaps at the end of the reporting period is determined by discounting the future cash flows using the foreign currency and interest rate curves at the end of the reporting period and the credit risk inherent in these contracts.

The company has tested the hedge effectiveness through critical term matching (CTM) approach. Hedge Effectiveness Testing is assessed at designation date of the hedging relationship, and on an ongoing basis till the maturity of the hedging instrument and hedge item. The ongoing assessment is performed at a minimum at each reporting date or upon a significant change in circumstances affecting the hedge effectiveness requirements, whichever comes first. Any change in the critical terms of the hedge item and Hedge instrument over the life of hedge will lead to discontinuation of the hedging relationship. As the critical terms of the hedged item and the hedging instrument (notional, start date, strike / contracted rate) are matching and cashflows are offsetting, hence economic relationship exists.

This also confirms that the hedging instrument and hedged item have values that generally move in the opposite direction because of the same hedged risk. The company's intention is to keep currency risk hedged all the time and will keep rolling forwards or enter in to new swap till maturity of the hedged item.

The following tables detail the notional principal amounts and remaining terms of interest rate swap contracts outstanding at the end of the reporting period.

Outstanding receive floating pay fixed contracts	Foreign currency-CNY		Average exchange rate		Average contracted		Notional principal value		Fair value assets (liabilities)	
	As at March 31, 2018	As at March 31, 2017	As at March 31, 2018	As at March 31, 2017	As at March 31, 2018	As at March 31, 2017	As at March 31, 2018	As at March 31, 2017	As at March 31, 2018	As at March 31, 2017
Buy US Dollar										
Less than 1 year										
1 to 3 years										
3 to 5 years										
5 years +										
Total	-	-	-	-	-	-	-	-	-	-

Outstanding receive floating pay fixed contracts	Foreign currency-CNY		Average exchange rate		Average contracted		Notional principal value		Fair value assets (liabilities)	
	As at March 31, 2018	As at March 31, 2017	As at March 31, 2018	As at March 31, 2017	As at March 31, 2018	As at March 31, 2017	As at March 31, 2018	As at March 31, 2017	As at March 31, 2018	As at March 31, 2017
Upto 1 year										
1 to 3 years										
3 to 5 years										
More than 5 years										
Total	-	-	-	-	-	-	-	-	-	-

The interest rate swaps settle on a quarterly basis. The floating rate on the interest rate swaps is the 3 months LIBOR. The company will settle the difference between the fixed and floating interest rate on a net basis.

All interest rate swap contracts exchanging floating rate interest amounts for fixed rate interest amounts are designated as cash flow hedges in order to reduce the company's cash flow exposure resulting from variable interest rates on borrowings. The interest rate swaps and the interest payments on the loan occur simultaneously and the amount accumulated in equity is reclassified to profit or loss over the period that the floating rate interest payments on debt affect profit or loss.

6 interest rate risk management

The company is exposed to interest rate risk because it borrows funds at both fixed and floating interest rates. The risk is managed by the company by maintaining an appropriate mix between fixed and floating rate borrowings.

The company's exposures to interest rates on financial assets and financial liabilities are detailed in the liquidity risk management section of this note.

6.1 Interest rate sensitivity analysis

The sensitivity analyses below have been determined based on the exposure to interest rates for both derivatives and non-derivative instruments at the end of the reporting period. For floating rate liabilities, the analysis is prepared assuming the amount of the liability outstanding at the end of the reporting period was outstanding for the whole year. A 50 basis point increase or decrease represents management's assessment of the reasonably possible change in interest rates.

If interest rates had been 50 basis points higher/lower and all other variables were held constant, the company's:

i) profit for the Year ended March 31, 2018 would decrease/increase by ₹ _____ (2016: decrease/increase by ₹ _____). This is mainly attributable to the company's exposure to interest rates on its variable rate borrowings; and

The company's sensitivity to interest rates has decreased during the current year mainly due to the reduction in variable rate debt instruments and the increase in interest rate swaps to swap floating rate debt to fixed rate debt.

6.2 Interest rate swap contracts

Under interest rate swap contracts, the company agrees to exchange the difference between fixed and floating rate interest amounts calculated on agreed notional principal amounts. Such contracts enable the company to mitigate the risk of changing interest rates on the fair value of issued fixed rate debt and the cash flow exposures on the issued variable rate debt. The fair value of interest rate swaps at the end of the reporting period is determined by discounting the future cash flows using the curves at the end of the reporting period and the credit risk inherent in the contract, and is disclosed below. The average interest rate is based on the outstanding balances at the end of the reporting period.

The following tables detail the notional principal amounts and remaining terms of interest rate swap contracts outstanding at the end of the reporting period.

Cash flow hedges

Outstanding receive floating pay fixed contracts	Average contracted fixed interest rate		Notional principal value		Fair value assets (liabilities)	
	As at March 31, 2018	As at March 31, 2017	As at March 31, 2018	As at March 31, 2017	As at March 31, 2018	As at March 31, 2017
Less than 1 year						
1 to 3 years						
3 to 5 years						
5 years +						
Total						

The interest rate swaps settle on a quarterly basis. The floating rate on the interest rate swaps is the local interbank rate of India. The company will settle the difference between the fixed and floating interest rate on a net basis.

All interest rate swap contracts exchanging floating rate interest amounts for fixed rate interest amounts are designated as cash flow hedges in order to reduce the company's cash flow exposure resulting from variable interest rates on borrowings. The interest rate swaps and the interest payments on the loan occur simultaneously and the amount accumulated in equity is reclassified to profit or loss over the period that the floating rate interest payments on debt affect profit or loss.

7 Other price risks

The company is exposed to equity price risks arising from equity investments which is not material.

8 Credit risk management

Credit risk refers to the risk that a counterparty will default on its contractual obligations resulting in financial loss to The Company. The Management of The Company believes that the credit risk is negligible since its main receivable is from the grantors of the concession which is a government authority. Further, in respect of other receivables, The Company has adopted a policy of only dealing with creditworthy counterparties.

The Company has significant credit exposure to mainly two parties:

1. National Highways Authority of India- ₹ _____ (March 31, 2017 ₹ _____)
2. State Government Authorities - ₹ _____ (March 31, 2017 ₹ _____)

The credit risk on liquid funds and derivative financial instruments is limited because the counterparties are banks with high credit-ratings assigned by international credit-rating agencies.

9 Liquidity risk management

The Company manages liquidity risk by maintaining adequate reserves, banking facilities and reserve borrowing facilities, by continuously monitoring forecast and actual cash flows, and by matching the maturity profiles of financial assets and liabilities. The endeavour of The Company is to constantly improve the ratio of short term to long term maturity profile so as to minimise the risk of having to refinance the borrowing at regular short intervals.

9.1 Liquidity and interest risk tables

The following tables detail the company's remaining contractual maturity for its non-derivative financial liabilities with agreed repayment periods. The tables have been drawn up based on the undiscounted cash flows of financial liabilities based on the earliest date on which the company can be required to pay. The tables include both interest and principal cash flows. To the extent that interest flows are floating rate, the undiscounted amount is derived from interest rate curves at the end of the reporting period. The contractual maturity is based on the earliest date on which the company may be required to pay.

Particulars	ITNL and its subsidiaries					
	March 31, 2018			March 31, 2017		
	Non-interest bearing	Variable interest rate instruments	Fixed interest rate instruments	Non-interest bearing	Variable interest rate instruments	Fixed interest rate instruments
Up to 1 year						
1-3 years						
3-5 years						
More than 5 years						
Total	-	-	-	-	-	-

Particulars	Other Entities					
	March 31, 2018			March 31, 2017		
	Non-interest bearing	Variable interest rate instruments	Fixed interest rate instruments	Non-interest bearing	Variable interest rate instruments	Fixed interest rate instruments
Up to 1 year						
1-3 years						
3-5 years						
More than 5 years						
Total	-	-	-	-	-	-

The amounts included above for financial guarantee contracts are the maximum amounts the company could be forced to settle under the arrangement for the full guaranteed amount if that amount is claimed by the counterparty to the guarantee. Based on expectations at the end of the reporting period, the company considers that it is more likely than not that such an amount will not be payable under the arrangement. However, this estimate is subject to change depending on the probability of the counterparty claiming under the guarantee which is a function of the likelihood that the financial receivables held by the counterparty which are guaranteed suffer credit losses.

The following table details the company's expected maturity for its non-derivative financial assets. The table has been drawn up based on the undiscounted contractual maturities of the financial assets including interest that will be earned on those assets. The inclusion of information on non-derivative financial assets is necessary in order to understand the company's liquidity risk management as the liquidity is managed on a net asset and liability basis.

Particulars	ITNL and its subsidiaries					
	March 31, 2018			March 31, 2017		
	Non-interest bearing	Variable interest rate instruments	Fixed interest rate instruments	Non-interest bearing	Variable interest rate instruments	Fixed interest rate instruments
Up to 1 year						
1-3 years						
3-5 years						
More than 5 years						
Total	-	-	-	-	-	-

Particulars	Other Entities					
	March 31, 2018			March 31, 2017		
	Non-interest bearing	Variable interest rate instruments	Fixed interest rate instruments	Non-interest bearing	Variable interest rate instruments	Fixed interest rate instruments
Up to 1 year						
1-3 years						
3-5 years						
More than 5 years						
Total	-	-	-	-	-	-

The amounts included above for variable interest rate instruments for both non-derivative financial assets and liabilities is subject to change if changes in variable interest rates differ to those estimates of interest rates determined at the end of the reporting period.

The following table details the company's liquidity analysis for its derivative financial instruments. The table has been drawn up based on the undiscounted contractual net cash inflows and outflows on derivative instruments that settle on a net basis, and the undiscounted gross inflows and outflows on those derivatives that require gross settlement. When the amount payable or receivable is not fixed, the amount disclosed has been determined by reference to the projected interest rates as illustrated by the yield curves at the end of the reporting period.

Particulars	March 31, 2018		March 31, 2017	
	Interest rate swaps	Cross Currency Swaps	Interest rate swaps	Cross Currency Swaps
Upto 1 year				
1-3 years				
3-5 years				
More than 5 years				

In terms of our clearance memorandum attached
 For SSGRP & ASSOCIATES
 Chartered Accountants


 R Chengal Reddy
 Partner
 Membership No 221424
 Place: Mumbai
 Date April 25, 2018



For Futureage Infrastructure India Limited


 Authorized Signatory

Place: Mumbai
 Date April 25, 2018

FINANCIAL INSTRUMENTS

10 Fair value measurements

This note provides information about how the company determines fair values of various financial assets and financial liabilities.

10.1 Fair value of the Company's material financial assets and financial liabilities that are measured at fair value on a recurring basis

Some of the company's financial assets and financial liabilities are measured at fair value at the end of each reporting period. The following table gives information about how the fair values of these financial assets and financial liabilities are determined (in particular, the valuation technique(s) and inputs used).

Financial assets/ (financial liabilities)	Fair value		Fair value hierarchy	Valuation technique(s) and key input(s)	Significant unobservable input(s)	Relationship of unobservable inputs to fair value
	As at March 31, 2016	As at March 31, 2017				
1) Interest rate swaps			Level 2	Discounted cash flow. Future cash flows are estimated based on forward interest rates (from observable yield curves at the end of the reporting period) and contract interest rates, discounted at a rate that reflects the credit risk of various counterparties.	None	None
2) Interest rate cross currency swaps			Level 2	Discounted cash flow. Future cash flows are estimated based on forward interest rates (from observable yield curves at the end of the reporting period) and contract interest rates, discounted at a rate that reflects the credit risk of various counterparties.	None	None
3) Investment in equity shares of			Level 3	Net assets value of the investee company based on its audited financial statements	Net assets of the investee company	Direct

Handwritten initials/signature in blue ink.

10.2 Fair value of financial assets and financial liabilities that are not measured at fair value but fair value disclosures are required.

	ITNL Group Entities				Other Entities			
	As at March 31, 2018		As at March 31, 2017		As at March 31, 2018		As at March 31, 2017	
	Carrying amount	Fair value	Carrying amount	Fair value	Carrying amount	Fair value	Carrying amount	Fair value
Financial assets								
Fair value through profit and loss (FVTPL)								
Investment in equity instruments								
Derivative instruments designated as cash flow hedge								
At amortised cost								
Investment in equity instruments								
Loans								
Trade receivables								
Cash & cash equivalents, and bank balances								
SCA receivable								
Other financial assets								
Financial liabilities								
Derivative instruments designated as cash flow hedge								
At amortised cost								
Borrowings								
Trade payables								
Other financial liabilities								

Fair value hierarchy	As at March 31, 2018			As at March 31, 2017		
	Level 1	Level 2	Level 3	Level 1	Level 2	Level 3
Financial assets						
Fair value through profit and loss (FVTPL)						
Investment in equity instruments						
Derivative instruments designated as cash flow hedge						
Financial Assets measured at amortised cost						
Investment in equity instruments						
Loans						
Trade receivables						
Cash & cash equivalents, and bank balances						
SCA receivable						
Other financial assets						
Financial liabilities						
Derivative instruments designated as cash flow hedge						
At amortised cost						
Borrowings						
Trade payables						
Other financial liabilities						

The fair values of the financial assets and financial liabilities above have been determined in accordance with generally accepted pricing models based on a discounted cash flow analysis, with the most significant inputs being the discount rate that reflects the credit risk of counterparties.

In terms of our clearance memorandum attached
For SSGRP & ASSOCIATES
Chartered Accountants



R Chengal Reddy
Partner
Membership No. 221424
Place: Mumbai
Date: April 25, 2018

For Futuregate Infrastructure India Limited

(Signature)
Authorised Signatory

Place: Mumbai
Date: April 25, 2018

Type of Borrowing	Terms of Loans	Range for rate of Interest	ITNL and its subsidiaries			IL&FS Group Companies			Other than IL&FS Companies	Total	Frequency of Repayment	
			Parent (i.e. ITNL)	Subsidiaries	Jointly Controlled Entities	Parent (i.e. IL&FS)	Subsidiaries	Jointly Controlled Entities			Monthly / Quarterly / Half Yearly / Yearly / On maturity	
Secured :												
Debentures	1-3 years	<= 7.00 %										
		7.01% to 9.00%										
		9.01% to 11.00%										
	3-5 years	11.01% to 14.00%										
		More than 14%										
		Zero Coupon										
	> 5 years	LIBOR + 10 bps										
		Others (Specify)										
		<= 7.00 %										
Sub Debt / Bonds	1-3 years	7.01% to 9.00%										
		9.01% to 11.00%										
		11.01% to 14.00%										
	3-5 years	More than 14%										
		Zero Coupon										
		LIBOR + 10 bps										
	> 5 years	Others (Specify)										
		<= 7.00 %										
		7.01% to 9.00%										
Term Loans	1-3 years	9.01% to 11.00%										
		11.01% to 14.00%										
		More than 14%										
	3-5 years	LIBOR + 10 bps										
		Others (Specify)										
		<= 7.00 %										
	> 5 years	7.01% to 9.00%										
		9.01% to 11.00%										
		11.01% to 14.00%										
Foreign Currency Loan	1-3 years	More than 14%										
		LIBOR + 10 bps										
		Others (Specify)										
	3-5 years	Eur + 3.25%										
		Eurobor + 3.20%										
		LIBOR + 10 bps										
	> 5 years	LIBOR + 60 bps										
		LIBOR + 400 bps										
		3 M USD LIBOR + 540 bps										
	1-3 years	bps										
		2MM 6.628%										
		71BK 6.969%										
	3-5 years	AED 6%										
		Others (Specify)										
		Eur + 3.25%										
	> 5 years	Eurobor + 3.20%										
		LIBOR + 10 bps										
		LIBOR + 60 bps										
	1-3 years	LIBOR + 400 bps										
		3 M USD LIBOR + 540 bps										
		bps										
	3-5 years	2MM 6.628%										
		71BK 6.969%										
		AED 6%										
	> 5 years	Others (Specify)										
		Eur + 3.25%										
		Eurobor + 3.20%										
	1-3 years	LIBOR + 10 bps										
		LIBOR + 60 bps										
		LIBOR + 400 bps										
	3-5 years	3 M USD LIBOR + 540 bps										
		bps										
		2MM 6.628%										
	> 5 years	71BK 6.969%										
		AED 6%										
		Others (Specify)										

Type of Borrowing	Terms of Loans	Range for rate of interest	ITNL and its subsidiaries			IL&FS Group Companies			Other than IL&FS Companies	Total	Frequency of Repayment Monthly / Quarterly / Half Yearly / Yearly / On maturity
			Parent (i.e. ITNL)	Subsidiaries	Jointly Controlled Entities	Parent (i.e. IL&FS)	Subsidiaries	Jointly Controlled Entities			
Others (Specify)	1-3 years 3-5 years + 5 years										
Total											
Unsecured :											
Subordinated Debt	1-3 years	<= 7.00 %									
		7.01% to 9.00%									
		9.01% to 11.00%									
	3-5 years	11.01% to 14.00%									
		More than 14%									
		Others (Specify)									
	+ 5 years	<= 7.00 %									
		7.01% to 9.00%									
		9.01% to 11.00%									
Debentures	1-3 years	11.01% to 14.00%									
		More than 14%									
		Others (Specify)									
	3-5 years	Zero Coupon									
		LIBOR + 10 bps									
		Others (Specify)									
	+ 5 years	<= 7.00 %									
		7.01% to 9.00%									
		9.01% to 11.00%									
Bonds	1-3 years	11.01% to 14.00%									
		More than 14%									
		Others (Specify)									
	3-5 years	Zero Coupon									
		LIBOR + 10 bps									
		Others (Specify)									
	+ 5 years	<= 7.00 %									
		7.01% to 9.00%									
		9.01% to 11.00%									
Term Loans	1-3 years	11.01% to 14.00%									
		More than 14%									
		Others (Specify)									
	3-5 years	LIBOR + 10 bps									
		Others (Specify)									
		<= 7.00 %									
	+ 5 years	7.01% to 9.00%									
		9.01% to 11.00%									
		11.01% to 14.00%									
1-3 years	More than 14%										
	LIBOR + 10 bps										
	Others (Specify)										
	<= 7.00 %										
	7.01% to 9.00%										
	9.01% to 11.00%										
	11.01% to 14.00%										
	More than 14%										
	LIBOR + 10 bps										
	Others (Specify)										
	<= 7.00 %										
	7.01% to 9.00%										
	9.01% to 11.00%										
	11.01% to 14.00%										
	More than 14%										
LIBOR + 10 bps											
Others (Specify)											
EURibor + 3.5%											
Fixed 6.40%											
EURIBOR + 137 bps											
EUR 1 + 3.5%											
Fixed (4.052%) Variable											
EUR 1 + 3.5%											
TENY + 0.25%, net EUR											
0 to 24 months net EUR											
AV + 3%											
EUR + 2.5%											
Fixed 3.15%											
EUR 1A + 2.84%											
Fixed 75 bps											
EURibor + 3.2%											
ICAFEURO + 1.30%											
Others (Specify)											

18


13

Type of Borrowing	Terms of Loans	Range for rate of interest	ITNL and its subsidiaries			IL&FS Group Companies			Other than IL&FS Companies	Total	Frequency of Repayment Monthly / Quarterly / Half Yearly / Yearly / On maturity
			Parent (i.e. ITNL)	Subsidiaries	Jointly Controlled Entities	Parent (i.e. IL&FS)	Subsidiaries	Jointly Controlled Entities			
Foreign Currency Loan	3-5 years	Euribor + 3.5%									
		Fixed 6.40%									
		EURIBOR + 137 bps									
		EUR 1 + 3.5%									
		Fixed (4.092%) Variable									
		EUR 1 + 3.5%									
		1st Yr 4.95%, rest EUR +4.50%									
		0 to 24 month 3% / Eur 1Y + 3%									
		EUR + 2.5%									
		Fixed 3.15%									
		Eur 1A+ 2.84%									
		Fixed 75 bps									
		Euribor + 3.2%									
	ICAPEURO + 1.30%										
	Others (Specify)										
	5 years	Euribor + 3.5%									
		Fixed 6.40%									
		EURIBOR + 137 bps									
		EUR 1 + 3.5%									
		Fixed (4.092%) Variable									
		EUR 1 + 3.5%									
		1st Yr 4.95%, rest EUR +4.50%									
		0 to 24 month 3% / Eur 1Y + 3%									
		EUR + 2.5%									
		Fixed 3.15%									
		Eur 1A+ 2.84%									
Fixed 75 bps											
Euribor + 3.2%											
ICAPEURO + 1.30%											
Others (Specify)											
Inter Corporate Deposits											
Commercial Papers											
Finance Lease Obligations	1-3 years										
	3-5 years										
Others (Specify)	1-3 years										
	3-5 years										
Total	1-5 years										

In terms of our clearance memorandum attached
 For SSGRP & ASSOCIATES
 Chartered Accountants

R Changan Reddy
 Partner
 Membership No.: 221424

Place: Mumbai
 Date April 25, 2018



For Futuregate Infrastructure India Limited

Authorised Signatory

Place: Mumbai
 Date April 25, 2018

11. Borrowing Ageing
11.2 For year ended 31st March 2017

Type of Borrowing	Terms of Loans	Range for rate of interest	ITNL and its subsidiaries			IL&FS Group Companies			Other than IL&FS Companies	Total	Frequency of Repayment
			Parent (i.e. ITNL)	Subsidiaries	Jointly Controlled Entities	Parent (i.e. IL&FS)	Subsidiaries	Jointly Controlled Entities			Monthly / Quarterly / Half Yearly / Yearly / On maturity
Secured :											
Debentures	1-3 years	< = 7.00 %									
		7.01% to 9.00%									
		9.01% to 11.00%									
		11.01% to 14.00%									
		More than 14%									
		Zero Coupon									
		LIBOR + 10 bps									
		Others (Specify)									
	3-5 years	< = 7.00 %									
		7.01% to 9.00%									
		9.01% to 11.00%									
		11.01% to 14.00%									
		More than 14%									
		Zero Coupon									
		LIBOR + 10 bps									
		Others (Specify)									
	> 5 years	< = 7.00 %									
		7.01% to 9.00%									
		9.01% to 11.00%									
		11.01% to 14.00%									
		More than 14%									
		Zero Coupon									
		LIBOR + 10 bps									
		Others (Specify)									

Type of Borrowing	Terms of Loans	Range for rate of interest	ITNL and its subsidiaries			IL&FS Group Companies			Other than IL&FS Companies	Total	Frequency of Repayment	
			Parent (i.e. ITNL)	Subsidiaries	Jointly Controlled Entities	Parent (i.e. IL&FS)	Subsidiaries	Jointly Controlled Entities			Monthly / Quarterly / Half Yearly / Yearly / On maturity	
Sub Debts / Bonds	1-3 years	< = 7.00 %										
		7.01% to 9.00%										
		9.01% to 11.00%										
		11.01% to 14.00%										
		More than 14%										
		LIBOR + 10 bps										
		Others (Specify)										
	3-5 years	< = 7.00 %										
		7.01% to 9.00%										
		9.01% to 11.00%										
		11.01% to 14.00%										
		More than 14%										
		LIBOR + 10 bps										
		Others (Specify)										
	> 5 years	< = 7.00 %										
		7.01% to 9.00%										
		9.01% to 11.00%										
		11.01% to 14.00%										
		More than 14%										
		LIBOR + 10 bps										
		Others (Specify)										

AS

AS

Type of Borrowing	Terms of Loans	Range for rate of interest	ITNL and its subsidiaries			IL&FS Group Companies			Other than IL&FS Companies	Total	Frequency of Repayment	
			Parent (i.e. ITNL)	Subsidiaries	Jointly Controlled Entities	Parent (i.e. IL&FS)	Subsidiaries	Jointly Controlled Entities			Monthly / Quarterly / Half Yearly / Yearly / On maturity	
Term Loans	1-3 years	< = 7.00 %										
		7.01% to 9.00%										
		9.01% to 11.00%										
		11.01% to 14.00%										
		More than 14%										
		LIBOR + 10 bps										
		Others (Specify)										
	3-5 years	< = 7.00 %										
		7.01% to 9.00%										
		9.01% to 11.00%										
		11.01% to 14.00%										
		More than 14%										
		LIBOR + 10 bps										
		Others (Specify)										
	> 5 years	< = 7.00 %										
		7.01% to 9.00%										
		9.01% to 11.00%										
		11.01% to 14.00%										
		More than 14%										
		LIBOR + 10 bps										
		Others (Specify)										

Type of Borrowing	Terms of Loans	Range for rate of interest	ITNL and its subsidiaries			IL&FS Group Companies			Other than IL&FS Companies	Total	Frequency of Repayment
			Parent (i.e. ITNL)	Subsidiaries	Jointly Controlled Entities	Parent (i.e. IL&FS)	Subsidiaries	Jointly Controlled Entities			Monthly / Quarterly / Half Yearly / Yearly / On maturity
Foreign Currency Loan	1-3 years	Eur + 3.25%									
		Euribor + 3.20%									
		LIBOR + 10 bps									
		LIBOR + 60 bps									
		LIBOR+ 400 bps									
		3 M USD LIBOR + 540 bps									
		2MM: 6.628%									
		718K: 6.969%									
		AED 6%									
	Others (Specify)										
	3-5 years	Eur + 3.25%									
		Euribor + 3.20%									
		LIBOR + 10 bps									
		LIBOR + 60 bps									
		LIBOR+ 400 bps									
		3 M USD LIBOR + 540 bps									
		2MM: 6.628%									
		718K: 6.969%									
		AED 6%									
	Others (Specify)										
	5 years	Eur + 3.25%									
		Euribor + 3.20%									
		LIBOR + 10 bps									
		LIBOR + 60 bps									
		LIBOR+ 400 bps									
		3 M USD LIBOR + 540 bps									
		2MM: 6.628%									
718K: 6.969%											
AED 6%											
Others (Specify)											

Type of Borrowing	Terms of Loans	Range for rate of interest	ITNL and its subsidiaries			IL&FS Group Companies			Other than IL&FS Companies	Total	Frequency of Repayment
			Parent (i.e. ITNL)	Subsidiaries	Jointly Controlled Entities	Parent (i.e. IL&FS)	Subsidiaries	Jointly Controlled Entities			Monthly / Quarterly / Half Yearly / Yearly / On maturity
Others (Specify)	1-3 years										
	3-5 years										
	> 5 years										
Total											
Unsecured :											
Subordinated Debt	1-3 years	< = 7.00 %									
		7.01% to 9.00%									
		9.01% to 11.00%									
		11.01% to 14.00%									
		More than 14%									
		Others (Specify)									
	3-5 years	< = 7.00 %									
		7.01% to 9.00%									
		9.01% to 11.00%									
		11.01% to 14.00%									
		More than 14%									
		Others (Specify)									
	> 5 years	< = 7.00 %									
		7.01% to 9.00%									
		9.01% to 11.00%									
		11.01% to 14.00%									
		More than 14%									
		Others (Specify)									

CS

SM

Type of Borrowing	Terms of Loans	Range for rate of interest	ITNL and its subsidiaries			IL&FS Group Companies			Other than IL&FS Companies	Total	Frequency of Repayment	
			Parent (i.e. ITNL)	Subsidiaries	Jointly Controlled Entities	Parent (i.e. IL&FS)	Subsidiaries	Jointly Controlled Entities			Monthly / Quarterly / Half Yearly / Yearly / On maturity	
Debentures	1-3 years	< = 7.00 %										
		7.01% to 9.00%										
		9.01% to 11.00%										
		11.01% to 14.00%										
		More than 14%										
		Zero Coupon										
		LIBOR + 10 bps										
		Others (Specify)										
	3-5 years	< = 7.00 %										
		7.01% to 9.00%										
		9.01% to 11.00%										
		11.01% to 14.00%										
		More than 14%										
		Zero Coupon										
		LIBOR + 10 bps										
		Others (Specify)										
	> 5 years	< = 7.00 %										
		7.01% to 9.00%										
		9.01% to 11.00%										
		11.01% to 14.00%										
		More than 14%										
		Zero Coupon										
		LIBOR + 10 bps										
		Others (Specify)										

[Handwritten mark]

[Handwritten mark]

Type of Borrowing	Terms of Loans	Range for rate of interest	ITNL and its subsidiaries			IL&FS Group Companies			Other than IL&FS Companies	Total	Frequency of Repayment	
			Parent (i.e. ITNL)	Subsidiaries	Jointly Controlled Entities	Parent (i.e. IL&FS)	Subsidiaries	Jointly Controlled Entities			Monthly / Quarterly / Half Yearly / Yearly / On maturity	
Bonds	1-3 years	< = 7.00 %										
		7.01% to 9.00%										
		9.01% to 11.00%										
		11.01% to 14.00%										
		More than 14%										
		Zero Coupon										
		LIBOR + 10 bps										
		Others (Specify)										
	3-5 years	< = 7.00 %										
		7.01% to 9.00%										
		9.01% to 11.00%										
		11.01% to 14.00%										
		More than 14%										
		Zero Coupon										
		LIBOR + 10 bps										
		Others (Specify)										
	> 5 years	< = 7.00 %										
		7.01% to 9.00%										
		9.01% to 11.00%										
		11.01% to 14.00%										
		More than 14%										
		Zero Coupon										
		LIBOR + 10 bps										
		Others (Specify)										




Type of Borrowing	Terms of Loans	Range for rate of Interest	ITNL and its subsidiaries			IL&FS Group Companies			Other than IL&FS Companies	Total	Frequency of Repayment	
			Parent (i.e. ITNL)	Subsidiaries	Jointly Controlled Entities	Parent (i.e. IL&FS)	Subsidiaries	Jointly Controlled Entities			Monthly / Quarterly / Half Yearly / Yearly / On maturity	
Term Loans	1-3 years	< = 7.00 %										
		7.01% to 9.00%										
		9.01% to 11.00%										
		11.01% to 14.00%										
		More than 14%										
		LIBOR + 10 bps										
		Others (Specify)										
	3-5 years	< = 7.00 %										
		7.01% to 9.00%										
		9.01% to 11.00%										
		11.01% to 14.00%										
		More than 14%										
		LIBOR + 10 bps										
		Others (Specify)										
	> 5 years	< = 7.00 %										
		7.01% to 9.00%										
		9.01% to 11.00%										
		11.01% to 14.00%										
		More than 14%										
		LIBOR + 10 bps										
		Others (Specify)										

BB

BT

Type of Borrowing	Terms of Loans	Range for rate of interest	ITNL and its subsidiaries			IL&FS Group Companies			Other than IL&FS Companies	Total	Frequency of Repayment	
			Parent (i.e. ITNL)	Subsidiaries	Jointly Controlled Entities	Parent (i.e. IL&FS)	Subsidiaries	Jointly Controlled Entities			Monthly / Quarterly / Half Yearly / Yearly / On maturity	
Foreign Currency Loan	1-3 years	Euribor +3.5%										
		Fixed 6.40%										
		EURIBOR + 137 bps										
		EUR 1 + 3.5%										
		Fixed (4.092%) Variable EUR 1 + 3.5%										
		1st Yr 4.95%, rest EUR +4.50%										
		0 to 24 month 3% / Eur 1Y + 3%										
		EUR + 2.5%										
		Fixed 3.15%										
		Eur 1A+ 2.84%										
		Fixed 75 bps										
		Euribor + 3.2%										
		ICAPEURO + 1.30%										
	Others (Specify)											
	3-5 years	Euribor +3.5%										
		Fixed 6.40%										
		EURIBOR + 137 bps										
		EUR 1 + 3.5%										
		Fixed (4.092%) Variable EUR 1 + 3.5%										
		1st Yr 4.95%, rest EUR +4.50%										
		0 to 24 month 3% / Eur 1Y + 3%										
		EUR + 2.5%										
		Fixed 3.15%										
		Eur 1A+ 2.84%										
		Fixed 75 bps										
		Euribor + 3.2%										
ICAPEURO + 1.30%												
Others (Specify)												

6

8

Type of Borrowing	Terms of Loans	Range for rate of interest	ITNL and its subsidiaries			IL&FS Group Companies			Other than IL&FS Companies	Total	Frequency of Repayment
			Parent (i.e. ITNL)	Subsidiaries	Jointly Controlled Entities	Parent (i.e. IL&FS)	Subsidiaries	Jointly Controlled Entities			Monthly / Quarterly / Half Yearly / Yearly / On maturity
	> 5 years	Euribor +3.5%									
		Fixed 6.40%									
		EURIBOR + 137 bps									
		EUR 1 + 3.5%									
		Fixed (4.092%)									
		Variable EUR 1 + 3.5%									
		1st Yr 4.95%, rest EUR +4.50%									
		0 to 24 month 3% / Eur 1Y + 3%									
		EUR + 2.5%									
		Fixed 3.15%									
		Eur 1A+ 2.84%									
		Fixed 75 bps									
		Euribor + 3.2%									
ICAPEURO + 1.30%											
Others (Specify)											
Inter Corporate Deposits											
Commercial Papers											
Finance Lease Obligations	1-3 years										
	3-5 years										
	> 5 years										
Others (Specify)	1-3 years										
	3-5 years										
	> 5 years										
Total											

In terms of our clearance memorandum attached
For SSGRP & ASSOCIATES
Chartered Accountants

R Chengal Reddy
Partner
Membership No.: 221424

Place: Mumbai
Date April 25, 2018



For Futureage Infrastructure India Limited

Authorised Signatory

Place: Mumbai
Date April 25, 2018

12. Disclosure of Derivative Instruments :

(i) Following are the details of outstanding Derivative Contracts

Particulars	March 31, 2018			March 31, 2017		
	Contracts (Nos.)	Notional Amount of contracts	Fair Value	Contracts (Nos.)	Notional Amount of contracts	Fair Value
	For e.g. Interest Rate Swaps					

Particulars	March 31, 2018			March 31, 2017		
	Contracts (Nos.)	Notional Amount of contracts	Fair Value	Contracts (Nos.)	Notional Amount of contracts	Fair Value
	USD* Swaps Forward Contract					
EURO* Swaps Forward Contract Coupon Swaps						

* Currency wise Information needs to be provided

Other than Fair value hedge

Particulars	March 31, 2018		March 31, 2017		
	Contracts (Nos.)	Notional Amount of contracts	Fair Value	Notional Amount of contracts	Fair Value
For e.g. Interest Rate Swaps					

(ii) The Movement in Cash Flow Hedges for the year ended March 31, 2018 is as follows

Particulars	Amount
Opening balance	
Gain / (Loss) recognized during the year	
Amount transferred to statement of profit and loss account under finance charges	
Transfer to Minority	
Closing balance	

ominated monetary assets and monetary liabilities at the end of the reporting period are as follows :

I Assets	Foreign Currency	Current Year		Previous Year	
		Exchange Rate	Amount in Foreign Currency	Exchange Rate	Amount in Foreign Currency
Receivables (trade and other)					
Other Monetary assets (e.g. ICDS/Loans given in FC)					
Total Receivables (A)					
Hedges by derivative and forward contracts (B)					
Unhedged receivables (C=A-B)					



	Foreign Currency	Current Year		Previous Year	
		Exchange Rate	Amount in Foreign Currency	Exchange Rate	Amount in Foreign Currency
II Liabilities					
payables (trade and other)					
Borrowings (e.g. ECB and others)					
Total Payables (D)					
Hedges by derivative and forward contracts (E)					
Unhedged Payables (F=D-E)					

₹ in million

	Foreign Currency	Current Year		Previous Year	
		Exchange Rate	Amount in Foreign Currency	Exchange Rate	Amount in Foreign Currency
III Contingent Liabilities and Commitments					
Contingent Liabilities					
Commitments					
Total (G)					
Hedges by derivative and forward contracts (H)					
Unhedged Payable (I=G-H)					
Total unhedged FC Exposures (J=C+F+I)					

In terms of our clearance memorandum attached
For SSGRP & ASSOCIATES
Chartered Accountants



R Chengal Reddy
Partner
Membership No.: 221424

Place: Mumbai
Date April 25, 2018

For Futureage Infrastructure India Limited

[Signature]
Authorised Signatory

Place: Mumbai
Date April 25, 2018

FUTUREAGE INFRASTRUCTURE INDIA LIMITED
Audit for the year ended March 31, 2018

Projected operating cash flow-Annuity Projects

	31-Mar-19	31-Mar-20	31-Mar-21	31-Mar-22	31-Mar-23	31-Mar-24
Annuity						
Less						
O&M						
Overlay						
Net Inflow	-	-	-	-	-	-

In terms of our clearance memorandum attached
 For SSGRP & ASSOCIATES
 Chartered Accountants



R Chengal Reddy
 Partner
 Membership No.: 221424



Place: Mumbai
 Date April 25, 2018

For Futureage Infrastructure India Limited



Authorised Signatory


Place: Mumbai
 Date April 25, 2018

FUTUREAGE INFRASTRUCTURE INDIA LIMITED
 Audit for the year ended March 31, 2018

Details of Intercompany difference with reason

Name of Company	Name of Related Party (ICP)	Description of Account (Line item of the Financial Statement)	Transaction / Closing Balance Amount		Reason for Difference
			Accounted by Company	Accounted by Related Party	

In terms of our clearance memorandum attached
 For SSGRP & ASSOCIATES
 Chartered Accountants



R Chengal Reddy
 Partner
 Membership No.: 221424

Place: Mumbai
 Date April 25, 2018

For Futureage Infrastructure India Limited

Authorized Signatory

Place: Mumbai
 Date April 25, 2018

FUTUREAGE INFRASTRUCTURE INDIA LIMITED
Audit for the year ended March 31, 2018

Details of ICP Difference on account of Ind AS Adjustments

For ITNL Group Companies


Name of Entity	GI code as per Hyperion CoA	GI name as per Hyperion CoA	Name of ICP (related party)	Debit (Rs.)	Credit (Rs.)	Nature of Transactions

For ILFS Group Companies

Name of Entity	GI code as per Hyperion CoA	GI name as per Hyperion CoA	Name of ICP (related party)	Debit (Rs.)	Credit (Rs.)	Nature of Transactions

In terms of our clearance memorandum attached
 For SSGRP & ASSOCIATES
 Chartered Accountants

R Chengal Reddy
R Chengal Reddy
 Partner
 Membership No.: 221424



Place: Mumbai
 Date April 25, 2018

For Futureage Infrastructure India Limited

Stridekav

Authorised Signatory

Place: Mumbai
 Date April 25, 2018

FUTUREAGE INFRASTRUCTURE INDIA LIMITED
Audit for the year ended March 31, 2018

Movement of Prepaid / Unamortised Expenses of Inter-Company Balances

Company Name - Amortising Expenses	Corresponding Company - recognising income - Specify Nature of Income	Year	Account Code and Head	Balance as at March 31, 2017	Transfer to Expense (Specify nature of expense)	Transfer to Fixed Assets	Charged to Reserves (Specify reserve)	Addition During the period	Transfer from Non-current to current	FCTR Difference	Balance as on March 31, 2018
ITNL	E.g.: ITNL - Syndication Fee	2017-18									
Total											

In terms of our clearance memorandum attached
For SGRP & ASSOCIATES
Chartered Accountants



R Chengal Reddy
Partner
Membership No.: 221421

Place: Mumbai
Date: April 25, 2018

For Futureage Infrastructure India Limited

Authorised Signatory


Place: Mumbai
Date: April 25, 2018


FUTUREAGE INFRASTRUCTURE INDIA LIMITED
 Audit for the year ended March 31, 2018

Impact as per Ind AS 115

Name of Entity	Line item as per Financials	Impact (Rs.) (JTNL and Subsidiaries)	Impact (Rs.) (Other Entities)

In terms of our clearance memorandum attached
 For SSGRP & ASSOCIATES
 Chartered Accountants


R Chengal Reddy
 Partner
 Membership No.: 221424



For Futureage Infrastructure India Limited


 Authorised Signatory

Place: Mumbai
 Date April 25, 2018

Place: Mumbai
 Date April 25, 2018

FUTUREAGE INFRASTRUCTURE INDIA LIMITED
Audit for the year ended March 31, 2018

Annexure - 17

Movement in borrowings										Rs.	
	Opening Balance (as on 31st March 2017)	Additions	Repayments	Assignments	Foreign Exchange movement	EIR impact	Unamortised Borrowing cost	Closing balance (as on 31st March 2018)			
Secured – at amortised cost											
(i) Bonds / debentures											
- from ITNL and Subsidiaries											
- from other related parties											
- from other parties											
(ii) Term loans											
- from banks											
- from financial institutions											
- from ITNL and Subsidiaries											
- from other related parties											
- from other parties											
(iii) Deposits											
(v) Long term maturities of finance lease obligations											
(iii) Other loans											
- Redeemable preference share capital											
- Secured Deferred Payment Liabilities											
Unsecured – at amortised cost											
(i) Bonds / debentures											
- from ITNL and Subsidiaries											
- from other related parties											
- from other parties											
(ii) Term loans											
- from banks											
- from financial institutions											
- from ITNL and Subsidiaries											
- from other related parties		5,00,000						5,00,000			
- from other parties											
(iii) Deposits											
(iii) Finance lease obligations											
(iv) Commercial paper											
Unexpired discount											
(v) Other loans											
- Redeemable preference share capital											
Sub total (A)		5,00,000						5,00,000		5,00,000	

FUTUREAGE INFRASTRUCTURE INDIA LIMITED
Audit for the year ended March 31, 2018

Annexure - 17

Movement in borrowings

Rs.									
	Opening Balance (as on 31st March 2017)	Additions	Repayments	Assignments	Foreign Exchange movement	EIR impact	Unamortised Borrowing cost	Closing balance (as on 31st March 2018)	
Secured – at amortised cost									
-Demand loans from banks									
Unsecured – at amortised cost									
-Demand loans from banks									
Sub total (B)	-	-	-	-	-	-	-	-	-
Total Borrowings (A-B)	-	5,00,000	-	-	-	-	-	5,00,000	
Borrowings as per Financials									
Long term Borrowings									
Current maturities of long-term debt									
Current maturities of finance lease obligations									
Short term borrowings		5,00,000						5,00,000	
Total	-	5,00,000	-	-	-	-	-	5,00,000	
Check - to be zero	-	-	-	-	-	-	-	-	

In terms of our clearance memorandum attached
For SSGRP & ASSOCIATES
Chartered Accountants



R Chengal Reddy
Partner
Membership No.: 221424

Place: Mumbai
Date April 25, 2018

For Futureage Infrastructure India Limited

[Signature]
Authorised Signatory

Place: Mumbai
Date April 25, 2018

FUTUREAGE INFRASTRUCTURE INDIA LIMITED
Audit for the year ended March 31, 2018

List of Consolidating Entities
(All the Companies submitting Consolidated Accounts needs to submit detail list of consolidated entities)

Sr. No.	Name of the Company	Country of Incorporation	March 31, 2018		Reason for non consolidated for March 31, 2018	March 31, 2017 % Holding
			% Holding	Consolidated Yes/No		
Subsidiaries - Direct						
1						
2						
3						
4						
Subsidiaries - Indirect						
1						
2						
3						
4						
Jointly Controlled Entities						
1						
2						
3						
4						
Associates						
1						
2						
3						
4						
Jointly Controlled Operations						
1						
2						
3						
4						

NOT APPLICABLE

In terms of our clearance memorandum attached
For SSGRP & ASSOCIATES
Chartered Accountants

R Chengal Reddy
Partner
Membership No.: 221424

Place: Mumbai
Date April 25, 2018



For Futureage Infrastructure India Limited

Authorized Signatory

Place: Mumbai
Date April 25, 2018